

2004 Canadian Artistic Gymnastics Championships

Gymnastics Ontario • Mississauga, Ontario • May 31-June 6, 2003



GymScore 2000

HP Argo Men • Day 1 • All Around Summary

			FX			PH			R			V			PB			HB			AA		
			SV	Score	rk	SV	Score	rk	SV	Score	rk	SV	Score	rk	SV	Score	rk	SV	Score	rk	SV	Score	rk
294	Jaylin Birl	ON	10.0	9.533	2	9.6	9.466	9T	9.8	8.866	8	10.0	9.200	10T	9.6	9.166	4	9.8	9.300	3	58.8	55.531	1
297	Jaroslav Hojka	ON	10.0	9.266	8	10.0	8.933	26T	10.0	9.333	1T	10.0	9.350	5	10.0	9.400	2	10.0	9.233	4T	60.0	55.515	2
311	Olivier Lacroix	QC	9.8	8.433	26	9.8	9.300	18T	9.8	9.333	1T	9.8	9.266	7T	10.0	9.433	1	9.8	9.400	2	59.0	55.165	3
314	Olivier Simon	QC	9.8	8.966	14T	10.0	9.833	1	9.8	9.300	3	9.8	9.266	7T	9.8	8.433	18	9.8	9.133	7	59.0	54.931	4
310	Pier-Luc Guerin	QC	10.0	9.366	4	9.8	9.550	5T	9.5	8.666	14	9.8	9.116	14	9.8	9.233	3	9.8	8.900	11	58.7	54.831	5
287	Adam Silbernagel	AB	9.8	9.233	9T	9.6	9.550	5T	9.8	9.133	6	9.6	9.200	10T	9.8	8.300	19	9.8	9.200	6	58.4	54.616	6
304	Darien Znebel	ON	10.0	9.033	12	10.0	9.633	2	10.0	9.166	5	10.0	9.233	9	10.0	9.000	8T	10.0	8.400	16	60.0	54.465	7
308	Mathieu Csukassis	QC	10.0	9.566	1	9.6	9.500	8	9.6	8.333	24T	10.0	9.283	6	9.6	9.133	5	9.6	8.466	14	58.4	54.281	8
291	Silas Radies	BC	10.0	8.700	21T	9.8	9.583	4	9.8	8.533	19T	9.9	9.366	3T	9.8	8.266	20	9.8	9.416	1	59.1	53.864	9
282	Ian Galvan	AB	10.0	9.333	5	9.6	9.283	21T	9.8	8.633	15	9.8	9.133	13	9.6	8.933	10T	9.6	8.433	15	58.4	53.748	10
293	Nicholas Woo	BC	10.0	9.166	11	9.8	9.516	7	9.8	8.700	13	9.8	9.366	3T	9.6	8.933	10T	9.6	8.066	21	58.6	53.747	11
301	Colin Sinclair	ON	9.6	8.833	17	9.6	9.200	24	9.6	8.800	9T	9.6	8.833	21T	9.6	8.766	13	9.6	8.333	17	57.6	52.765	12
295	Ryan Bowes	ON	9.8	8.766	18T	9.6	9.600	3	9.6	8.800	9T	9.6	8.750	25	9.8	7.866	25	9.6	8.833	12	58.0	52.615	13
302	Willard Williams	ON	10.0	9.233	9T	10.0	9.333	16T	9.4	8.033	28	10.0	9.433	2	10.0	7.333	28	10.0	9.233	4T	59.4	52.598	14
292	Max Vacca	BC	10.0	8.133	32	9.6	9.283	21T	9.8	8.533	19T	9.8	9.083	15	9.8	8.500	17	9.8	9.050	8	58.8	52.582	15
316	Anderson Loran	SK	10.0	8.400	27T	10.0	9.350	14T	10.0	8.566	18	10.0	9.533	1	10.0	7.766	27	10.0	8.966	10	60.0	52.581	16
290	Connor Ghering	BC	10.0	9.300	7	9.6	9.300	18T	9.6	8.500	21T	9.7	9.200	10T	9.6	9.066	7	9.6	7.000	29	58.1	52.366	17
299	Cory Patterson	ON	9.6	8.700	21T	9.6	9.333	16T	9.6	8.400	23	9.6	8.766	24	9.6	9.100	6	9.6	7.766	24	57.6	52.065	18
298	Alex Kheen	ON	10.0	9.400	3	10.0	9.000	25	10.0	8.500	21T	10.0	8.366	35	10.0	9.000	8T	9.0	7.533	25	59.0	51.799	19
283	Sebastian Greaves	AB	9.6	7.800	34T	9.6	9.283	21T	9.6	9.283	4	9.6	8.700	26	9.6	8.633	15	9.6	7.300	28	57.6	50.999	20
307	David Boucher	QC	10.0	8.233	31	9.6	9.466	9T	9.6	7.933	29T	9.8	8.866	19T	9.6	8.100	22	9.6	8.200	19	58.2	50.798	21
296	Brett Campbell	ON	9.6	8.400	27T	9.6	9.416	11	9.6	8.733	11T	9.6	8.633	29	9.6	7.900	24	9.6	7.466	26	57.6	50.548	22
284	Bobby Kriangkum	AB	9.6	8.733	20	9.6	8.933	26T	9.6	8.933	7	9.6	8.666	27T	9.6	8.600	16	9.6	6.533	32	57.6	50.398	23
305	Brett Martin	PE	9.8	9.000	13	9.8	8.333	31	9.8	8.066	27	9.8	8.833	21T	9.8	7.266	29	9.8	8.666	13	58.8	50.164	24

2004 Cdn Artistic Gymnastics Championships

2004 Canadian Artistic Gymnastics Championships








Gymnastics Ontario • Mississauga, Ontario • May 31-June 6, 2003



GymScore 2000

HP Argo Men • Day 1 • Team Scores

(Best 0 scores of 0 per event.)

			 FX		 PH		 R		 V		 PB		 HB		 AA	
			SV	Score rk	SV	Score rk	SV	Score rk	SV	Score rk	SV	Score rk	SV	Score rk	SV	Score rk
315	Geoffrey Hughes	SK	9.8	8.666 23	9.8	8.233 32	9.8	8.333 24T	9.8	8.966 18	9.8	6.900 30	9.8	9.000 9	58.8	50.098 25
303	Raheem Willis	ON	9.8	8.600 24	9.6	9.400 12T	9.6	8.600 16T	9.6	8.833 21T	8.0	6.166 35	9.6	8.233 18	56.2	49.832 26
306	Tyler Martin	PE	9.8	8.966 14T	9.8	7.700 34	9.8	8.300 26	9.8	9.033 16	9.8	6.800 31	9.8	8.133 20	58.8	48.932 27
281	Evgueni Chevelev	AB	9.6	8.916 16	9.6	8.733 29	9.6	8.733 11T	9.6	8.566 30T	9.6	7.933 23	9.6	5.833 35T	57.6	48.714 28
313	Samuel Paquin	QC	10.0	9.316 6	9.6	9.350 14T	6.8	5.033 37	9.6	8.066 37	9.6	8.933 10T	9.6	6.366 34	55.2	47.064 29
289	Devy Dyson	BC	9.6	8.533 25	9.6	8.850 28	9.6	7.800 31	9.6	8.566 30T	9.6	8.133 21	8.4	5.066 37	56.4	46.948 30
309	Marc-Andre Fafard	QC	9.8	7.966 33	8.8	7.466 35	9.8	7.633 32	9.8	8.500 34	9.8	7.833 26	9.8	7.433 27	57.8	46.831 31
288	Stephane Young	AB	9.6	8.766 18T	9.6	8.600 30	9.6	7.166 33	9.6	8.566 30T	8.6	6.533 33	9.6	6.666 31	56.6	46.297 32
280	Mac Bowes	AB	10.0	8.266 29T	10.0	7.933 33	10.0	7.933 29T	10.0	8.666 27T	10.0	6.766 32	10.0	5.833 35T	60.0	45.397 33
285	Kevin Quon	AB	9.8	8.266 29T	9.8	7.100 36	9.8	7.100 34	9.8	8.866 19T	8.6	5.866 37	9.8	7.866 23	57.6	45.064 34
312	Alla Edin Mokrane	QC	8.4	7.633 36	9.6	9.300 18T	8.6	6.800 35	9.6	8.300 36	8.1	6.100 36	9.6	6.800 30	53.9	44.933 35
300	Scott Sinclair	ON		0.000 37	9.6	9.400 12T	9.6	8.600 16T	9.6	8.533 33	9.6	8.700 14	9.6	7.900 22	48.0	43.133 36
286	Nathan Sheeran	AB	9.6	7.800 34T	9.6	6.700 37	8.6	6.433 36	9.6	9.000 17	9.6	6.333 34	9.6	6.500 33	56.6	42.766 37








2004 Canadian Artistic Gymnastics Championships

Gymnastics Ontario • Mississauga, Ontario • May 31-June 6, 2003



GymScore 2000

HP Novice Men • Day 1 • All Around Summary

			 FX			 PH			 R			 V			 PB			 HB			 AA		
			SV	Score	rk	SV	Score	rk	SV	Score	rk	SV	Score	rk	SV	Score	rk	SV	Score	rk	SV	Score	rk
336	Luke Boyd	ON	10.0	9.000	2T	10.0	8.533	3	10.0	9.766	1	9.9	9.166	1	10.0	8.933	1	10.0	8.633	2	59.9	54.031	1
334	Peter Andersen	BC	10.0	9.000	2T	10.0	8.200	4	10.0	9.733	2	9.6	8.700	4	10.0	8.733	2	10.0	8.866	1	59.6	53.232	2
333	Damien Miller	AB	9.6	9.066	1	10.0	8.900	2	10.0	8.966	3	9.6	8.833	3	10.0	8.566	3	9.5	7.566	5	58.7	51.897	3
335	Mitchell Joblin	BC	9.2	8.166	4	10.0	9.066	1	8.8	7.266	5	9.6	8.933	2	8.2	4.966	5	10.0	8.066	3	55.8	46.463	4
337	Pierre-Frederic Robert	QC	9.2	8.033	5	7.0	5.100	6	9.5	7.933	4	9.4	8.266	6	8.2	6.800	4	5.8	4.466	6	49.1	40.598	5
332	Sasha Lazic	AB	9.8	7.533	6	8.2	6.066	5	6.0	4.366	6	9.2	8.633	5	8.2	4.633	6	9.5	8.000	4	50.9	39.231	6








2004 Canadian Artistic Gymnastics Championships

Gymnastics Ontario • Mississauga, Ontario • May 31-June 6, 2003



GymScore 2000

HP Tyro Men • Day 1 • All Around Summary

			 FX			 PH			 R			 V			 PB			 HB			 AA		
			SV	Score	rk	SV	Score	rk	SV	Score	rk	SV	Score	rk	SV	Score	rk	SV	Score	rk	SV	Score	rk
331	Jayd Lukenchuk	SK	9.8	8.866	5	9.8	9.266	4	9.8	9.300	1	9.8	9.166	3	9.8	9.066	1	9.8	8.666	4	58.8	54.330	1
330	Francis Croft	QC	9.8	9.000	3	9.8	9.166	5	9.8	8.733	4	9.8	9.200	2	9.8	8.866	3	9.8	8.700	3	58.8	53.665	2
328	Gabriel Boucher	QC	9.8	8.933	4	9.8	9.466	1	9.8	8.133	9	9.8	8.900	6	9.8	8.966	2	9.8	9.033	1	58.8	53.431	3
326	Anthony Pacitto	ON	10.0	9.600	1	9.5	8.866	6	9.5	8.400	5T	9.8	8.966	5	10.0	8.700	4	10.0	8.733	2	58.8	53.265	4
317	John Hall	AB	8.1	6.200	13	9.8	9.366	3	9.8	8.400	5T	9.3	8.600	9	9.8	8.333	7	9.8	8.466	5	56.6	49.365	5
322	Danny Chambers	BC	9.8	8.500	6	9.8	7.666	7T	9.3	7.500	13	9.8	9.266	1	9.8	8.366	6	9.8	7.700	9	58.3	48.998	6
327	Olivier Rochon	ON	10.0	9.100	2	7.4	5.700	14	10.0	9.033	2	10.0	9.133	4	10.0	8.466	5	10.0	7.433	11	57.4	48.865	7
323	Zach Cazabon	ON	9.2	8.233	8	9.3	7.200	11	9.8	8.033	10	9.5	8.666	8	8.8	7.000	11	9.8	8.266	6	56.4	47.398	8
329	Jean-Gabriel Courchesne	QC	9.8	8.100	9	8.8	7.233	10	9.8	8.266	7	9.5	8.200	12	9.8	7.900	8	9.8	7.500	10	57.5	47.199	9
319	Jackson Payne	AB	9.8	8.466	7	9.8	9.400	2	9.3	7.700	12	9.3	8.400	10	9.8	7.700	9	9.8	4.933	12	57.8	46.599	10
320	Austin Scruggs	AB	9.2	7.633	12	9.8	7.666	7T	9.8	8.200	8	9.3	8.700	7	8.0	5.000	13	9.8	7.833	7	55.9	45.032	11
321	Cody Adam	BC	9.8	7.866	11	8.6	6.766	13	9.8	7.900	11	9.3	8.366	11	8.8	5.133	12	9.8	7.766	8	56.1	43.797	12
318	Christian Nuttall	AB	9.7	7.966	10	9.4	7.466	9	9.4	7.433	14	9.3	7.966	13	10.0	7.033	10	6.7	3.266	13	54.5	41.130	13
324	Dujon Holness	ON		~		9.0	6.900	12	10.0	8.966	3		~			~			~	19.0	15.866	14	