

2004 Canadian Artistic Gymnastics Championships








Gymnastics Ontario • Mississauga, Ontario • May 31-June 6, 2003



GymScore 2000

Level 5 Men • Day 1 - AA & Teams • Team Scores

(Best 4 scores of 7 per event.)

	 FX	 PH	 R	 V	 PB	 HB	 AA														
	SV	Score	rk	SV	Score	rk	SV	Score	rk	SV	Score	rk									
Québec		36.250	2		38.100	1		34.000	1		34.350	3		35.900	2		36.300	1		214.900	1
British Columbia		36.850	1		36.550	3		33.350	2		33.900	4		36.000	1		35.500	3		212.150	2
Alberta		35.700	3		37.600	2		31.750	3		34.425	2		35.250	3		35.600	2		210.325	3
Ontario		34.500	4		35.950	4		30.050	5		34.500	1		35.200	4		33.550	4		203.750	4
Manitoba		34.400	5		34.450	5		30.550	4		33.100	5		32.850	5		32.700	5		198.050	5








2004 Canadian Artistic Gymnastics Championships

Gymnastics Ontario • Mississauga, Ontario • May 31-June 6, 2003



GymScore 2000

Level 6 Men • Day 1 - AA & Teams • All Around Summary

			 FX			 PH			 R			 V			 PB			 HB			 AA		
			SV	Score	rk	SV	Score	rk	SV	Score	rk	SV	Score	rk	SV	Score	rk	SV	Score	rk	SV	Score	rk
378	Michael Doyle	AB	10.0	9.600	2	9.8	8.600	7	9.4	8.950	6T	9.8	9.200	2T	9.6	8.675	8T	9.6	8.550	12	58.2	53.575	1
363	Matthew Lemon	PE	10.0	9.750	1	9.6	7.950	18	9.6	8.300	22T	9.8	8.950	4T	9.7	8.550	10T	10.0	9.400	1	58.7	52.900	2
362	Scott Chandler	PE	9.8	9.400	4T	9.1	7.800	20T	9.9	9.300	2	8.9	8.050	21T	9.8	9.050	1	10.0	9.200	2	57.5	52.800	3
854	Louis Maltais	QC	10.0	9.450	3	9.7	8.300	10T	9.0	8.300	22T	9.8	8.950	4T	9.6	8.750	4T	9.2	8.200	17T	57.3	51.950	4
383	Daniel Braun	BC	9.9	8.500	27	9.7	8.750	6	9.5	8.950	6T	9.4	8.850	6	9.6	8.950	2	8.7	7.800	30	56.8	51.800	5
397	Marco Delgado	ON	10.0	8.950	14	10.0	9.050	2	9.9	8.900	9T	9.3	8.450	14T	9.4	8.150	25T	9.7	8.100	22T	58.3	51.600	6
391	Patrick Oystryk	MB	10.0	9.400	4T	9.4	8.100	16	9.5	8.800	12T	9.5	8.350	16T	9.6	8.700	7	9.5	8.200	17T	57.5	51.550	7
842	Sean Mallion	ON	9.7	8.750	23T	10.0	9.150	1	9.7	8.950	6T	9.4	8.700	7	8.9	7.100	37T	10.0	8.650	8	57.7	51.300	8
398	Matt Grinter	ON	9.7	8.900	16T	9.9	8.800	5	9.1	8.000	28	8.9	7.900	29	9.8	8.725	6	9.6	8.600	9T	57.0	50.925	9
852	Danny Gilbert	QC	10.0	9.400	4T	8.9	7.200	28T	9.6	8.700	16	9.8	9.250	1	9.4	8.100	27T	8.7	8.200	17T	56.4	50.850	10
849	Jonathan Ferland-Valois	QC	9.7	8.750	23T	9.3	8.000	17	9.8	9.050	4T	9.4	8.500	13	9.8	8.250	20T	9.8	8.200	17T	57.8	50.750	11
386	Daniel McCombe	BC	9.8	9.325	8T	9.6	8.550	8	8.5	8.100	27	9.1	8.350	16T	8.9	8.200	22T	9.0	7.850	28T	54.9	50.375	12
389	Connor Smith	BC	9.6	8.900	16T	9.7	8.150	13T	9.4	8.350	21	8.9	8.300	18	9.4	8.250	20T	9.4	8.350	15T	56.4	50.300	13
380	Terence Lowe	AB	9.7	9.325	8T	8.8	7.200	28T	8.7	7.650	33	8.9	8.600	10T	9.5	8.500	12T	9.7	8.950	5	55.3	50.225	14
384	Steven Chambers	BC	9.6	8.900	16T	9.9	7.750	24	10.0	9.200	3	8.5	7.950	26T	9.4	8.350	17T	9.6	8.050	24	57.0	50.200	15
844	Darren Trull	ON	9.5	8.800	20T	9.3	7.650	26	9.5	8.800	12T	9.4	8.600	10T	9.4	8.425	16	9.7	7.900	27	56.8	50.175	16
390	Nicolas Lees	MB	9.7	9.000	12T	6.8	6.100	36	9.6	8.900	9T	9.4	8.650	8T	9.6	8.850	3	9.6	8.400	14	54.7	49.900	17
855	Bruno Martin	QC	9.4	8.400	29T	9.4	7.000	32T	9.5	8.850	11	9.4	8.600	10T	9.5	8.100	27T	9.6	8.600	9T	56.8	49.550	18
382	Mark Staples	AB	9.3	8.700	25	9.6	8.850	4	9.1	8.200	25T	8.9	8.450	14T	8.6	7.475	34	8.4	7.550	31	53.9	49.225	19
379	Jamie Ellacott	AB	9.1	8.350	32	9.3	7.300	27	9.4	9.050	4T	8.9	7.950	26T	9.4	8.550	10T	9.2	7.950	25T	55.3	49.150	20
856	Tyler Cove	SK	10.0	9.400	4T	9.0	7.800	20T	8.5	6.800	37	8.9	7.700	34T	9.4	8.200	22T	9.8	9.000	4	55.6	48.900	21
388	Chris Sheremeta	BC	9.6	8.650	26	9.1	7.800	20T	9.5	8.800	12T	8.9	7.800	31	9.4	8.450	14T	9.1	7.350	33	55.6	48.850	22
392	Luke Stritt	NF	8.8	7.900	37	9.3	7.700	25	9.6	8.650	17	8.9	7.650	36	9.8	8.750	4T	9.5	8.100	22T	55.9	48.750	23T
843	Steven Sugrim	ON	9.8	8.800	20T	9.4	8.300	10T	8.0	6.750	38	9.0	8.000	23T	9.4	8.150	25T	9.6	8.750	7	55.2	48.750	23T

2004 Cdn Artistic Gymnastics Championships








2004 Canadian Artistic Gymnastics Championships

Gymnastics Ontario • Mississauga, Ontario • May 31-June 6, 2003



GymScore 2000

Level 6 Men • Day 1 - AA & Teams • All Around Summary

																							
			FX	PH	R	V	PB	HB	AA														
			SV	Score	rk	SV	Score	rk	SV	Score	rk	SV	Score	rk									
387	Kirk Salary	BC	9.5	8.925	15	8.8	7.100	31	8.4	7.950	29	8.9	8.000	23T	8.9	7.800	33	9.5	8.850	6	54.0	48.625	25
364	Jeff MacRae	PE	9.1	8.250	33	9.0	7.850	19	9.5	8.800	12T	9.0	8.100	19T	9.4	8.100	27T	8.5	7.050	35T	54.5	48.150	26
845	Taylor Tuff	ON	9.3	8.150	34	9.8	8.350	9	8.1	7.300	36	9.4	7.350	38	9.4	8.350	17T	9.5	8.600	9T	55.5	48.100	27T
850	Jean Filion	QC	9.7	8.800	20T	9.4	5.900	37	9.4	8.600	18	9.4	8.650	8T	9.4	8.300	19	8.7	7.850	28T	56.0	48.100	27T
381	Brennan McCarter	AB	9.9	9.150	11	8.6	7.000	32T	9.5	8.200	25T	8.9	8.100	19T	8.7	7.100	37T	9.2	7.950	25T	54.8	47.500	29
393	Vaughn Arthur	NS	9.6	8.450	28	10.0	8.950	3	8.2	7.450	35	8.9	7.750	32T	9.4	8.100	27T	7.9	6.700	39	54.0	47.400	30
385	Sean Eldridge	BC	9.6	9.000	12T	8.9	5.800	38	8.9	8.250	24	8.9	8.050	21T	9.4	8.450	14T	8.4	7.450	32	54.1	47.000	31
365	Neil Maloney	PE	8.9	7.750	38	8.9	7.200	28T	8.3	7.500	34	8.9	7.600	37	9.4	8.500	12T	9.2	8.350	15T	53.6	46.900	32
395	Jaren O'Brien	NS	9.7	8.850	19	8.9	7.800	20T	9.5	7.900	30	9.0	7.750	32T	8.6	7.150	36	8.9	7.100	34	54.6	46.550	33
396	Stephan Saulnier	NS	9.7	8.400	29T	9.1	6.650	34	9.4	8.550	19T	9.0	8.000	23T	9.4	7.850	32	8.4	7.050	35T	55.0	46.500	34
853	Yann-Meing Law-Kaw-Cio	QC	9.6	8.000	35	8.9	6.550	35	8.3	7.700	32	8.9	7.950	26T	8.9	8.000	31	8.8	8.200	17T	53.4	46.400	35
857	David Williams	SK	9.3	7.950	36	9.3	8.200	12	8.7	7.850	31	9.0	7.850	30	8.9	7.350	35	7.9	7.050	35T	53.1	46.250	36
394	Jordan Bureau	NS	9.6	8.400	29T	9.4	8.150	13T	7.4	6.600	39	8.9	7.700	34T	9.4	8.200	22T	8.4	6.800	38	53.1	45.850	37
848	Simon Bordeleau	QC	10.0	9.200	10	9.2	8.125	15	9.8	9.350	1	9.8	9.200	2T		0.000	39T	9.5	8.500	13	48.3	44.375	38
399	Michael Grinter	ON		0.000	39T		0.000	39T	9.6	8.550	19T		0.000	39T	9.8	8.675	8T	10.0	9.150	3	29.4	26.375	39

2004 Canadian Artistic Gymnastics Championships








Gymnastics Ontario • Mississauga, Ontario • May 31-June 6, 2003



GymScore 2000

Level 6 Men • Day 1 - AA & Teams • Team Scores

(Best 4 scores of 7 per event.)

	 FX	 PH	 R	 V	 PB	 HB	 AA														
	SV	Score	rk	SV	Score	rk	SV	Score	rk	SV	Score	rk	SV	Score	rk	SV	Score	rk			
Ontario		35.450	4		35.350	1		35.200	3		33.750	3		34.175	3		35.150	1		209.075	1
Québec		36.850	1		31.625	4		35.950	1		36.050	1		33.400	4		33.500	3		207.375	2
British Columbia		36.150	3		33.250	2		35.300	2		33.550	4		34.200	1T		33.100	5		205.550	3
Alberta		36.775			31.950			34.400			34.350			33.200			33.400			204.075	4
Prince Edward Island		35.150	5		30.800	6		33.900	5		32.700	5		34.200	1T		34.000	2		200.750	5
Nova Scotia		34.100	6		31.550	5		30.500	6		31.200	6		31.300	6		27.650	6		186.300	6








2004 Canadian Artistic Gymnastics Championships

Gymnastics Ontario • Mississauga, Ontario • May 31-June 6, 2003



GymScore 2000

Junior Men • Day 1 • All Around Summary

			 FX			 PH			 R			 V			 PB			 HB			 AA		
			SV	Score	rk	SV	Score	rk	SV	Score	rk	SV	Score	rk	SV	Score	rk	SV	Score	rk	SV	Score	rk
859	Devon Sidwell	AB	8.8	7.800	6	8.1	6.400	4T	8.5	7.300	4	9.3	7.950	9	8.9	8.250	2	9.1	8.450	1	52.7	46.150	1T
899	Cameron Taylor	AB	9.0	8.200	4T	9.1	7.150	3	8.8	7.850	1	9.3	8.600	3	8.9	7.450	6	8.8	6.900	7	53.9	46.150	1T
864	Sean Lord	ON	9.3	8.750	1	9.1	8.050	1	8.0	6.000	8T	9.3	8.700	2	7.8	6.400	9	8.7	8.050	3	52.2	45.950	3
863	Matt Albrect	ON	9.0	8.400	3	8.1	6.400	4T	8.1	6.450	7	9.5	8.300	7	9.0	8.100	3	8.8	8.200	2	52.5	45.850	4
867	Warren Yang	ON	9.2	7.650	7T	7.2	5.550	6T	8.8	6.800	6	9.5	9.050	1	9.1	8.450	1	8.9	7.650	5	52.7	45.150	5
868	Daniel Legare	QC	8.9	7.650	7T	9.0	7.350	2	8.4	7.100	5	9.2	8.500	5T	8.8	7.400	7	8.1	7.000	6	52.4	45.000	6
866	AJ Rayment	ON	9.1	8.500	2	7.8	5.550	6T	8.7	7.450	3	9.3	8.550	4	8.5	7.600	4T	7.9	6.550	9	51.3	44.200	7
860	Owen Mackie	BC	8.6	6.850	9	7.3	4.900	8	8.7	7.650	2	8.9	8.250	8	8.3	6.650	8	8.7	7.950	4	50.5	42.250	8
865	Bernhardt Mattes	ON	8.9	8.200	4T	7.7	4.350	9	7.7	6.000	8T	9.5	8.500	5T	8.9	7.600	4T	7.6	6.600	8	50.3	41.250	9








2004 Canadian Artistic Gymnastics Championships

Gymnastics Ontario • Mississauga, Ontario • May 31-June 6, 2003



GymScore 2000

Senior Men • Day 1 • All Around Summary

			 FX			 PH			 R			 V			 PB			 HB			 AA		
			SV	Score	rk	SV	Score	rk	SV	Score	rk	SV	Score	rk	SV	Score	rk	SV	Score	rk	SV	Score	rk
883	David Kikuchi	NS	9.3	8.550	7	9.8	9.375	1	10.0	9.300	2	9.5	8.950	7T	10.0	9.450	1	9.5	8.900	4T	58.1	54.525	1
870	Grant Golding	AB	9.6	8.750	5	9.7	9.100	3	10.0	9.500	1	9.7	9.150	5	9.5	8.650	8	9.6	8.950	2T	58.1	54.100	2
889	Casey Sandy	ON	9.3	8.500	8T	9.3	8.150	6	9.7	9.050	3T	9.9	9.325	2	9.9	9.350	2	10.0	8.950	2T	58.1	53.325	3
875	Adam Wong	AB	9.8	9.300	2	9.8	9.150	2	9.6	9.050	3T	9.7	8.750	12T	9.8	9.300	3	9.4	7.750	15	58.1	53.300	4
872	Brandon O'Neill	AB	10.0	9.550	1	8.7	7.050	13T	8.8	8.150	5T	9.9	9.300	3	9.8	9.050	5	9.7	9.250	1	56.9	52.350	5
869	Nathan Gafulk	AB	9.3	8.700	6	9.3	8.850	4	8.7	7.650	12T	9.9	8.950	7T	9.6	8.800	6	9.3	8.700	8	56.1	51.650	6
874	Jared Walls	AB	9.6	9.050	3	9.0	7.450	9	8.9	8.100	8	9.6	8.950	7T	9.8	8.750	7	9.4	8.750	7	56.3	51.050	7
877	Norihiko Horie	BC	9.8	8.950	4	8.4	6.750	16	9.0	7.900	11	9.7	8.800	11	9.3	8.350	10	9.0	8.100	9T	55.2	48.850	8
890	Devin Stem	ON	9.2	8.000	14T	8.9	7.775	8	8.6	8.025	9	9.5	8.950	7T	8.9	7.950	13	8.4	7.600	16	53.5	48.300	9
885	Mark Beiler	ON	9.2	8.450	10	8.2	6.800	15	9.0	8.150	5T	9.3	8.750	12T	8.9	7.700	15	9.1	8.050	11	53.7	47.900	10T
893	Rhett Stinson	SK	9.0	7.900	17	8.4	7.300	10T	9.8	7.950	10	8.6	7.350	23	9.8	8.550	9	9.5	8.850	6	55.1	47.900	10T
858	Scott Rayment	AB	9.3	8.500	8T	9.3	7.300	10T	8.8	7.650	12T	9.3	8.100	19T	8.9	8.050	12	8.8	7.950	14	54.4	47.550	12
886	Mike Boyd	ON	9.4	8.150	13	9.3	7.050	13T	8.8	7.600	14T	9.3	8.500	15	8.9	7.900	14	8.7	8.000	12T	54.4	47.200	13
888	Daniel King	ON	8.9	7.950	16	8.5	7.300	10T	8.4	7.300	17T	8.9	8.300	18	8.9	8.300	11	8.9	8.000	12T	52.5	47.150	14
884	Matt Beiler	ON	9.0	8.300	12	7.7	5.000	19T	8.8	8.150	5T	9.3	8.750	12T	8.3	6.850	17	9.4	8.900	4T	52.5	45.950	15
880	Kris Krunick	BC	8.3	7.400	20	9.1	8.000	7	8.7	7.600	14T	8.9	7.450	22	8.0	6.500	19	8.7	7.550	17	51.7	44.500	16
887	Sloan Crawford	ON	9.0	7.850	18	7.6	6.450	17	7.3	5.300	20	9.3	8.350	17	8.5	7.300	16	8.9	8.100	9T	50.6	43.350	17
882	Ryan Swanson	BC	8.9	8.350	11	8.8	5.000	19T	8.8	7.500	16	8.4	7.600	21	8.1	6.800	18	8.1	7.400	18	51.1	42.650	18
898	Kyle Charbonneau	ON	8.8	7.700	19	7.9	5.300	18	8.0	6.600	19	8.9	8.100	19T	8.1	5.700	20	6.9	5.100	21	48.6	38.500	19
892	Alexander Jeltkov	QC		~		9.3	8.675	5		~		9.5	9.175	4	9.7	9.250	4	8.4	7.175	19	36.9	34.275	20








2004 Canadian Artistic Gymnastics Championships

Gymnastics Ontario • Mississauga, Ontario • May 31-June 6, 2003



GymScore 2000

Senior Men • Day 1 • All Around Summary

			 FX		 PH		 R		 V		 PB		 HB		 AA					
			SV	Score	rk	SV	Score	rk	SV	Score	rk	SV	Score	rk	SV	Score	rk			
891	Patrice Gilbert	QC		0.000	22T	~		8.8	7.300	17T	8.9	8.400	16	~	8.1	7.050	20	25.8	22.750	21
876	Innocent Eragbhe	BC	9.0	8.000	14T	~	~	10.0	9.350	1	~	~	~	~	~	~	~	19.0	17.350	22
881	Cletus Okpoh	BC	9.0	7.350	21	~	~	9.8	9.050	6	~	~	~	~	~	~	~	18.8	16.400	23