






2004 Canadian Artistic Gymnastics

Gymnastics Ontario • Mississauga, Ontario • May 31-June 6, 2003



GymScore 2000

Novice Women • Day 1 - Team Competition • All Around Summary

			 V			 UB			 BB			 FX			 AA		
			SV	Score	rk	SV	Score	rk	SV	Score	rk	SV	Score	rk	SV	Score	rk
133	Stephanie Pacitto (91)	ON	9.7	9.400	3	9.6	8.900	7T	10.2	9.675	2	10.2	9.325	3	39.7	37.300	1
111	Brittany Rogers (93)	BC	9.6	9.275	4	10.2	9.525	2	10.0	9.475	4	9.7	8.925	10	39.5	37.200	2
127	Olivia Davis (91)	ON	9.7	9.450	2	10.2	9.350	3	10.0	8.750	20T	10.2	9.600	1	40.1	37.150	3
108	Charlotte Mackie (93)	BC	9.6	9.100	6T	9.6	8.900	7T	10.1	9.650	3	10.2	9.425	2	39.5	37.075	4
106	Sydney Sawa (92)	AB	9.3	8.450	29T	10.1	9.150	5	10.1	9.050	8T	10.1	9.300	4T	39.6	35.950	5
126	Alayna Bradd (91)	ON	9.3	8.825	18T	9.9	9.200	4	9.9	8.950	10	9.8	8.875	13	38.9	35.850	6
140	Katherine Biscotti (91)	QC	9.6	9.200	5	9.0	7.950	29T	9.9	9.050	8T	10.2	9.300	4T	38.7	35.500	7
136	Kristina Vaculik (92)	ON	9.3	9.100	6T	10.2	9.625	1	10.2	8.850	11T	9.7	7.900	54T	39.4	35.475	8T
100	Hayley Bendzik (91)	AB	9.7	9.600	1	9.4	8.200	22T	9.9	8.650	25T	10.0	9.025	8	39.0	35.475	8T
159	Kim Genereux (91)	SK	9.3	8.550	27	9.8	9.000	6	10.0	9.250	7	10.0	8.450	30T	39.1	35.250	10
154	Marie-Joelle Paulhus (92)	QC	9.3	9.000	8	9.4	8.100	26T	9.8	9.275	6	9.8	8.850	14T	38.3	35.225	11
128	Madison Edwards (92)	ON	9.6	8.975	9	9.7	8.850	9	10.0	8.800	16T	9.6	8.300	39T	38.9	34.925	12
142	Stephanie D-Labelle	QC	9.3	8.850	17	9.6	8.150	25	10.1	8.850	11T	10.2	9.000	9	39.2	34.850	13
114	Phoebe Tham (91)	BC	9.3	8.950	10	9.5	8.350	16T	10.0	8.250	38T	10.0	9.200	6	38.8	34.750	14
123	Chelsea Lefort (91)	NS	9.6	8.925	11T	9.6	8.450	15	9.8	8.200	40	9.9	9.125	7	38.9	34.700	15
150	Kim Lavesque (92)	QC	9.3	8.925	11T	9.0	7.850	33T	10.1	9.300	5	9.7	8.600	24	38.1	34.675	16
160	Alexandra Picton (91)	SK	9.3	8.700	22T	9.5	8.650	12	9.7	8.800	16T	9.6	8.400	36T	38.1	34.550	17
132	Samantha Nowak (91)	ON	9.3	8.450	29T	9.4	7.000	48T	10.2	9.725	1	9.7	8.825	16	38.6	34.000	18
104	Karlina Millers (91)	AB	9.3	8.875	15T	8.6	7.400	44	9.8	8.700	23T	9.7	8.900	11T	37.4	33.875	19
146	Kimberley Gregory (91)	QC	9.0	8.400	32T	9.4	8.300	18T	9.8	8.850	11T	9.4	8.200	45T	37.6	33.750	20
113	Hannah Swift (92)	BC	9.3	8.575	25T	9.0	8.050	28	9.8	8.400	35T	9.5	8.650	21T	37.6	33.675	21
115	Alex Volk (92)	BC	9.0	7.950	53T	9.2	8.300	18T	9.5	8.800	16T	9.4	8.550	25T	37.1	33.600	22
110	Nicole Pineau (92)	BC	9.3	8.375	34T	9.5	8.350	16T	9.6	8.450	31T	9.4	8.400	36T	37.8	33.575	23T
147	Emanuelle Harvey (93)	QC	9.3	8.875	15T	8.8	7.850	33T	9.7	8.400	35T	9.4	8.450	30T	37.2	33.575	23T
139	Maude Arsenault (91)	QC	9.0	8.275	40	9.6	8.800	10	9.4	7.750	50T	9.8	8.725	18	37.8	33.550	25
143	Catherine Dion (92)	QC	9.3	8.825	18T	8.6	7.300	46T	9.8	8.550	29T	9.8	8.850	14T	37.5	33.525	26
125	Emily Ryan (92)	NS	9.3	8.575	25T	9.2	7.450	42T	9.6	8.650	25T	9.7	8.800	17	37.8	33.475	27
107	Tamar Smith (92)	AB	9.3	8.725	21	8.7	7.600	38T	9.8	8.600	27T	9.6	8.500	28T	37.4	33.425	28
109	Megan Mereniuk (92)	BC	9.3	8.925	11T	9.5	7.600	38T	10.1	8.850	11T	9.2	7.975	52	38.1	33.350	29
152	Ti Liu (93)	QC	9.0	7.950	53T	9.4	8.725	11	9.7	8.400	35T	9.4	8.250	41T	37.5	33.325	30
105	Ashley Quinton (92)	AB	9.0	8.375	34T	9.5	7.350	45	9.6	8.750	20T	9.5	8.700	19T	37.6	33.175	31
157	Ariel Crawford (91)	SK	9.3	8.250	41	9.2	7.950	29T	9.6	8.550	29T	9.4	8.400	36T	37.5	33.150	32






2004 Canadian Artistic Gymnastics

Gymnastics Ontario • Mississauga, Ontario • May 31-June 6, 2003



GymScore 2000

Novice Women • Day 1 - Team Competition • All Around Summary

			 V			 UB			 BB			 FX			 AA		
			SV	Score	rk	SV	Score	rk	SV	Score	rk	SV	Score	rk	SV	Score	rk
112	Julie Spindler (91)	BC	9.0	8.100	45T	9.4	8.250	21	9.8	8.600	27T	9.5	8.050	50	37.7	33.000	33T
149	Ketsia Larocque (91)	QC	9.0	8.200	42	9.4	7.900	31T	9.6	8.750	20T	9.6	8.150	47T	37.6	33.000	33T
145	Laurie-Eve Gagne (92)	QC	9.0	8.375	34T	9.4	8.200	22T	9.6	8.100	43T	9.4	8.225	43T	37.4	32.900	35
161	Danielle Roy (93)	SK	9.3	8.500	28	8.8	7.700	36	9.3	8.000	48T	9.7	8.525	27	37.1	32.725	36
153	Melise Massicotte (91)	QC	9.0	8.050	47T	9.5	8.500	14	8.9	7.650	52	9.6	8.500	28T	37.0	32.700	37
134	Larah Robertson (92)	ON	9.3	8.900	14	8.1	6.600	54	9.9	8.450	31T	9.7	8.700	19T	37.0	32.650	38
124	Kirsten Melnyk (92)	NS	9.3	8.300	38T	9.2	7.300	46T	10.0	8.250	38T	9.5	8.650	21T	38.0	32.500	39
120	Jennifer Boone (91)	NS	9.0	8.000	50T	9.4	8.100	26T	9.7	8.150	41T	9.4	8.225	43T	37.5	32.475	40
141	Bianka Brochu (92)	QC	9.3	8.400	32T	8.7	7.900	31T	9.3	7.550	54	9.5	8.450	30T	36.8	32.300	41
151	Coralie-Jade Leclerc (91)	QC	9.6	8.825	18T	8.9	7.800	35	8.9	7.200	56	9.9	8.450	30T	37.3	32.275	42T
102	Cassandra Harrison (92)	AB	9.0	8.050	47T	8.3	6.800	51T	9.9	8.800	16T	9.7	8.625	23	36.9	32.275	42T
129	Alyshia Hughes (91)	ON	9.0	8.300	38T	9.2	8.200	22T	9.5	7.000	59	9.5	8.550	25T	37.2	32.050	44
116	Kelsey Williams (91)	BC	9.3	8.700	22T	9.5	7.000	48T	9.9	8.050	46T	9.7	8.250	41T	38.4	32.000	45
118	Kristin Pratt-Chalmers (91)	MB	9.0	7.850	56	9.5	7.550	41	9.6	8.050	46T	9.6	8.450	30T	37.7	31.900	46
103	Kristin Klarenbach (93)	AB	9.3	7.750	57T	8.5	7.600	38T	9.8	8.700	23T	9.2	7.700	57	36.8	31.750	47
135	Coleen Tung (92)	ON	9.0	8.375	34T	7.6	6.300	57T	9.5	8.100	43T	9.9	8.900	11T	36.0	31.675	48
119	Lauren Gould (92)	NB	9.3	8.450	29T	8.4	6.950	50	9.1	8.000	48T	9.4	8.075	49	36.2	31.475	49
117	Jennifer More (93)	MB	9.0	7.950	53T	9.4	8.300	18T	9.4	7.300	55	9.3	7.900	54T	37.1	31.450	50
122	Alexa Jollimore (91)	NS	9.3	8.600	24	8.2	6.350	56	9.7	8.100	43T	9.4	8.200	45T	36.6	31.250	51
148	Christine Lafleche (91)	QC	9.0	7.750	57T	8.2	6.800	51T	9.5	8.150	41T	9.6	8.450	30T	36.3	31.150	52
144	Valerie Drouin (92)	QC	9.0	8.000	50T	7.7	6.700	53	9.3	8.450	31T	9.4	7.950	53	35.4	31.100	53T
156	Jessica Baranosky (93)	SK	9.3	8.150	43T	9.3	7.450	42T	9.7	7.750	50T	9.3	7.750	56	37.6	31.100	53T
158	Marieve Emard (92)	SK	9.3	8.150	43T	9.0	7.650	37	9.2	7.600	53	9.3	7.550	58T	36.8	30.950	55
101	Megan Farris (92)	AB	9.0	8.050	47T	7.7	6.300	57T	9.3	7.150	57	9.5	8.300	39T	35.5	29.800	56
138	Julie Lannan (91)	PE	9.0	8.100	45T	8.2	6.500	55	9.7	7.050	58	9.3	8.000	51	36.2	29.650	57
131	Shelby McDonald (91)	ON	9.0	8.000	50T	8.0	4.900	59	9.8	8.450	31T	9.4	8.150	47T	36.2	29.500	58
137	Emma Willis (92)	ON		0.000	59T	9.4	8.525	13	9.7	8.850	11T	9.4	7.550	58T	28.5	24.925	59

2004 Canadian Artistic Gymnastics Championships






Gymnastics Ontario • Mississauga, Ontario • May 31-June 6, 2003



GymScore 2000

Novice Women • Day 1 - Team Competition • Team Scores

(Best 4 scores of 7 per event.)

	 V	 UB	 BB	 FX	 AA										
	SV	Score	rk	SV	Score	rk	SV	Score	rk	SV	Score	rk	SV	Score	rk
Ontario		36.925	1	37.075	1	37.200	1	36.625	1	147.825	1				
Québec		35.975	2	33.250	4	36.475	2	36.000	2	141.700	2				
British Columbia		35.850	3	34.425	2	35.725	3	35.325	4	141.325	3				
Alberta		35.650	4	32.550	5	35.300	4	35.925	3	139.425	4				
Saskatchewan		34.000	6	33.300	3	34.600	5	33.775	6	135.675	5				
Nova Scotia		34.400	5	31.300	6	33.250	6	34.800	5	133.750	6				






2004 Canadian Artistic Gymnastics

Gymnastics Ontario • Mississauga, Ontario • May 31-June 6, 2003



GymScore 2000

Junior Women • Day 1 - AA • All Around Summary

			 V			 UB			 BB			 FX			 AA		
			SV	Score	rk	SV	Score	rk	SV	Score	rk	SV	Score	rk	SV	Score	rk
231	Aisha Gerber (90)	ON	9.6	9.100	3	10.2	9.450	1	10.2	9.775	1	10.2	9.675	1	40.2	38.000	1
233	Kelsey Hope (91)	ON	10.0	9.200	1	9.6	8.700	3	9.9	9.200	2	10.1	9.425	2	39.6	36.525	2
229	Alyssa Brown (89)	ON	9.6	8.900	5T	9.8	8.850	2	9.5	8.200	12T	9.9	8.850	5	38.8	34.800	3
246	Dawn Patulli (90)	QC	9.4	9.000	4	9.1	8.050	5T	9.4	8.625	6T	9.3	8.500	8	37.2	34.175	4
230	Caya Colling (90)	ON	9.4	8.800	7	9.2	8.275	4	9.9	9.150	3	9.7	7.850	13	38.2	34.075	5
237	Rebecca Simbhudas (89)	ON	9.4	8.475	14	9.9	7.650	10T	10.1	8.700	5	10.2	9.000	3	39.6	33.825	6
232	Nicole Heikkila (90)	ON	9.4	8.700	10	9.6	7.950	8	9.4	8.750	4	9.2	8.400	9	37.6	33.800	7
235	Leslie Mak (90)	ON	9.0	8.050	17	9.2	8.050	5T	9.6	8.625	6T	9.9	8.950	4	37.7	33.675	8
244	Christina Koufoudakis (89)	QC	9.4	8.775	8	8.5	7.325	16	9.5	8.450	10	9.2	8.200	11	36.6	32.750	9
240	Nansy Damianova (90)	QC	9.4	8.900	5T	9.1	7.100	17	9.5	8.400	11	9.2	8.000	12	37.2	32.400	10
241	Helene Dellio (90)	QC	9.4	8.725	9	8.8	7.375	13T	9.2	7.475	21	9.5	8.550	6T	36.9	32.125	11
245	Cynthia Lemieux (90)	QC	9.4	8.600	11	8.9	6.950	18	9.5	8.200	12T	9.4	8.325	10	37.2	32.075	12
238	Nathalie Abisoror (89)	QC	9.0	7.950	18	9.0	8.050	5T	9.5	8.100	15T	8.8	7.500	16	36.3	31.600	13
226	Heather Mereniuk (90)	BC	9.4	7.900	19	8.7	6.550	21	9.7	8.500	9	10.1	8.550	6T	37.9	31.500	14
227	Alexandra Regier (90)	MB	10.0	9.150	2	8.9	7.800	9	9.0	7.600	19	8.9	6.850	19	36.8	31.400	15
223	Nikki Johnson (89)	AB	9.6	8.500	13	9.0	7.350	15	9.4	7.750	18	9.5	7.700	15	37.5	31.300	16
228	Venetia Bodanis-Rhule (89)	ON	9.4	8.550	12	8.0	6.900	19	9.2	7.800	17	8.9	7.200	17	35.5	30.450	17
239	Olivia Brochu (90)	QC	9.2	7.700	21	9.0	7.650	10T	9.2	8.125	14	9.1	6.750	20	36.5	30.225	18
242	Corrine Desgagne (90)	QC	9.4	8.200	16	8.1	5.725	22	9.8	8.525	8	9.1	7.000	18	36.4	29.450	19
236	Laura Ashley Rodriguez (91)	ON	9.4	8.300	15	7.2	5.625	23	9.4	7.500	20	9.0	7.725	14	35.0	29.150	20
243	Roxanne Hebert (90)	QC	9.0	7.750	20	8.6	7.550	12	8.8	7.150	22	9.0	6.300	21	35.4	28.750	21
234	Cassandra Jung (89)	ON		0.000	22T	8.4	6.800	20	9.7	8.100	15T		~		18.1	14.900	22
225	Alyssa Marohn (85)	BC		0.000	22T	9.2	7.375	13T		0.000	23		~		9.2	7.375	23

2004 Canadian Artistic Gymnastics

Gymnastics Ontario • Mississauga, Ontario • May 31-June 6, 2003



GymScore 2000

Open Women • Day 1 - Team Competition • All Around Summary

			V			UB			BB			FX			AA		
			SV	Score	rk	SV	Score	rk	SV	Score	rk	SV	Score	rk	SV	Score	rk
200	Ashley Houghting (88)	ON	9.7	9.450	1	10.1	9.300	6T	10.2	9.350	3	10.2	9.425	7	40.2	37.525	1
208	Julie Charest (83)	QC	9.4	8.925	11T	10.1	9.375	4	10.2	9.550	1	10.0	9.325	10T	39.7	37.175	2
203	Katie O'Donnell (88)	ON	9.7	9.100	5T	10.2	9.625	1	10.0	8.950	10T	10.1	9.450	5T	40.0	37.125	3
197	Rhiannon Banda-Scott (86)	ON	9.7	9.250	3	9.9	8.850	21T	10.2	9.250	5	10.1	9.525	3	39.9	36.875	4
205	Zuyen Vuong (85)	ON	9.4	8.925	11T	9.8	9.125	13	10.0	9.225	6T	10.2	9.550	2	39.4	36.825	5
185	Jholeen Ponce (85)	MB	10.0	9.200	4	10.2	9.400	2T	10.0	9.150	8T	10.0	9.050	15T	40.2	36.800	6
207	Crystel Bujold (84)	QC	9.4	8.725	21	9.7	9.075	14	10.0	9.275	4	10.1	9.450	5T	39.2	36.525	7
202	Damaris McCalla (86)	ON	9.7	9.100	5T	9.8	8.650	29T	9.8	8.700	18T	10.2	9.700	1	39.5	36.150	8
172	Alicya Chan (89)	BC	9.3	8.800	17T	9.9	9.250	9T	10.2	8.500	25T	10.2	9.500	4	39.6	36.050	9
204	Angela Schempp (90)	ON	9.3	8.750	19T	9.6	8.500	33T	10.2	9.500	2	10.1	9.250	12	39.2	36.000	10T
165	Jody McKellar (88)	AB	9.7	9.100	5T	10.2	9.150	12	10.1	8.800	15T	10.2	8.950	25	40.2	36.000	10T
178	Céline Tetrault (87)	BC	9.1	8.675	23	9.7	9.050	15T	10.1	9.150	8T	10.2	9.000	18T	39.1	35.875	12
198	Erin Grigg (88)	ON	9.7	9.375	2	10.0	9.325	5	9.6	8.350	34T	9.9	8.700	32T	39.2	35.750	13
175	Melissa Mann (89)	BC	9.4	8.850	14	9.8	8.925	18	10.2	8.950	10T	10.1	8.850	27	39.5	35.575	14T
201	Sabrina Koleoglou (90)	ON	9.7	9.050	8	9.7	8.850	21T	10.2	9.225	6T	9.8	8.450	42T	39.4	35.575	14T
164	Ashley Kent (87)	AB	9.1	8.650	24	9.8	8.750	25	10.1	8.950	10T	9.8	9.150	13	38.8	35.500	16
2133&1 111	Fanny Laneuville-Castongu	QC	9.7	8.750	19T	9.9	9.050	15T	9.9	8.100	41T	10.2	9.375	8	39.7	35.275	17
182	Stephanie Monkman (87)	MB	10.0	8.975	9	10.1	9.250	9T	9.7	7.850	47T	9.9	9.000	18T	39.7	35.075	18
199	Chantal Hargreaves (89)	ON	9.7	8.700	22	10.2	9.400	2T	9.7	7.600	52	10.0	9.325	10T	39.6	35.025	19
171	Cheryl Berezan (84)	BC	9.1	8.050	44T	10.0	8.700	27T	10.1	8.800	15T	10.1	9.350	9	39.3	34.900	20
176	Vanessa Medeiros (88)	BC	9.1	8.325	31T	9.9	8.950	17	9.9	8.550	22T	10.0	9.000	18T	38.9	34.825	21
212	Danielle Goldman	QC	9.1	8.325	31T	9.9	9.300	6T	10.0	8.450	29T	9.7	8.700	32T	38.7	34.775	22
170	Rachelle Silberg (86)	AB	9.3	8.500	28	9.8	8.700	27T	10.2	8.550	22T	10.2	9.000	18T	39.5	34.750	23T
177	Lindsay Skorey (87)	BC	9.4	8.825	15T	9.7	8.800	23T	9.7	8.350	34T	9.9	8.775	31	38.7	34.750	23T
216	Sara Chan (86)	SK	9.1	8.175	39	10.0	8.875	19T	10.0	8.700	18T	10.1	9.000	18T	39.2	34.750	23T
221	Katteresa Zwarich	SK	9.4	8.550	26T	9.6	8.450	37T	10.1	8.800	15T	10.0	8.800	28T	39.1	34.600	26
210	Lisa-Marie Farley (89)	QC	9.7	8.825	15T	9.3	8.300	43	9.9	8.400	31T	9.8	8.925	26	38.7	34.450	27
183	Toni Montanti (90)	MB	9.1	8.200	38	10.2	9.275	8	9.7	8.400	31T	9.6	8.500	41	38.6	34.375	28
173	Stefanie Lang (88)	BC	9.1	8.225	36T	9.5	8.875	19T	10.2	8.650	20	10.1	8.550	39T	38.9	34.300	29
194	Lindy Herrington (89)	NS	9.1	8.325	31T	9.6	8.725	26	9.7	8.150	40	10.0	9.025	17	38.4	34.225	30
174	Kelsey Lang (89)	BC	9.6	8.450	29	9.5	8.500	33T	10.0	8.100	41T	10.0	9.050	15T	39.1	34.100	31
180	Michelle Dewyn (85)	MB	9.4	7.975	48	10.0	8.800	23T	9.8	8.600	21	9.7	8.600	37T	38.9	33.975	32
179	Leah Wilson (89)	BC	9.7	8.950	10	9.9	9.225	11	9.5	7.900	46	9.7	7.850	54	38.8	33.925	33
195	Erica Saulnier (89)	NS	9.4	8.150	40T	9.5	8.550	31T	9.6	8.400	31T	9.7	8.800	28T	38.2	33.900	34
211	Li-Han Giguere (90)	QC	9.1	8.150	40T	9.7	8.350	41T	9.9	8.900	13	9.7	8.350	44	38.4	33.750	35






2004 Canadian Artistic Gymnastics

Gymnastics Ontario • Mississauga, Ontario • May 31-June 6, 2003



GymScore 2000

Open Women • Day 1 - Team Competition • All Around Summary

			 V			 UB			 BB			 FX			 AA		
			SV	Score	rk	SV	Score	rk	SV	Score	rk	SV	Score	rk	SV	Score	rk
196	Jenna Wirtanen (86)	NS	9.8	8.600	25	9.5	7.600	48T	9.7	8.450	29T	10.0	9.000	18T	39.0	33.650	36
219	Allison Munchinsky (87)	SK	9.1	8.050	44T	9.4	8.200	44	9.7	8.500	25T	9.9	8.800	28T	38.1	33.550	37
220	Jessica Uhersky (88)	SK	8.9	8.000	46T	9.5	8.400	39T	9.7	8.500	25T	9.7	8.600	37T	37.8	33.500	38
167	Jacquelyn Phillips (89)	AB	8.6	7.900	51	9.5	8.350	41T	9.4	8.100	41T	10.0	9.075	14	37.5	33.425	39
168	Logan Brittany (87)	AB	9.3	8.425	30	9.7	8.650	29T	9.8	7.850	47T	9.8	8.450	42T	38.6	33.375	40
186	Robyn Smith (88)	MB	9.1	8.150	40T	9.5	8.400	39T	9.7	8.550	22T	10.0	8.100	49	38.3	33.200	41
188	Lesley Bautista (87)	NF	9.7	8.800	17T	8.6	7.400	52	10.1	8.250	37	9.8	8.700	32T	38.2	33.150	42
209	Sophie Perreault-Harvey (80F)	QC	9.1	8.300	34T	9.5	8.450	37T	9.5	8.050	45	9.3	8.300	45T	37.4	33.100	43
169	Madison Sabey (90)	AB	9.4	7.950	49T	9.7	8.550	31T	10.0	8.200	38T	9.7	8.300	45T	38.8	33.000	44
181	Sarah Flett (89)	MB	9.1	8.225	36T	8.8	7.650	47	9.9	8.850	14	9.8	8.200	48	37.6	32.925	45
166	Leanne McKellar (90)	AB	9.1	8.000	46T	9.4	7.800	46	9.0	8.075	44	9.8	8.975	24	37.3	32.850	46
162	Jessica Baladad (90)	AB	9.3	8.550	26T	9.5	7.300	53	9.5	8.300	36	10.0	8.650	35T	38.3	32.800	47
187	Brooke Thomas (88)	MB	9.1	8.125	43	9.6	8.475	36	9.7	8.200	38T	9.6	7.950	52T	38.0	32.750	48
163	Krista Gibbons (88)	AB	9.1	8.300	34T	8.8	7.500	50	9.6	7.750	49T	9.5	8.650	35T	37.0	32.200	49
193	Emily Friars (89)	NS	8.4	7.550	54	9.2	8.100	45	9.4	7.700	51	9.5	8.000	50T	36.5	31.350	50
206	Alice Ma (89)	PE	8.9	7.700	53	8.8	5.700	56	9.8	8.500	25T	9.8	8.550	39T	37.3	30.450	51
191	Rhea Caley (89)	NS	8.4	7.475	55	8.3	7.150	54	9.6	7.550	53	9.5	7.950	52T	35.8	30.125	52
192	Olivia Ferguson-Losier (89) NS	NS	9.1	7.800	52	8.6	6.050	55	9.0	7.750	49T	9.5	8.250	47	36.2	29.850	53
190	Keely Whitelaw (90)	NF	9.4	7.950	49T	9.0	7.450	51	9.0	7.400	54	9.0	6.900	55	36.4	29.700	54
189	Courtney Parsons (88)	NF	8.9	7.250	56	9.5	7.600	48T	9.3	6.600	55	9.6	8.000	50T	37.3	29.450	55
214	Karine Lemay (88)	QC	9.7	8.875	13	9.5	8.500	33T		0.000	56T		0.000	56T	19.2	17.375	56

2004 Canadian Artistic Gymnastics Championships






Gymnastics Ontario • Mississauga, Ontario • May 31-June 6, 2003



GymScore 2000

Open Women • Day 1 - Team Competition • Team Scores

(Best 4 scores of 7 per event.)

	 V	 UB	 BB	 FX	 AA										
	SV	Score	rk	SV	Score	rk	SV	Score	rk	SV	Score	rk	SV	Score	rk
Ontario		37.025	1	37.650	1	37.025	2	38.125	1	149.825	1				
Québec		35.375	2	36.800	2	37.175	1	37.075	2	146.425	2				
British Columbia		35.275	3	36.475	4	35.450	3	36.900	3	144.100	3				
Manitoba		34.600	4	36.725	3	35.150	4	35.150	6	141.625	4				
Alberta		34.550	5	35.150	5	34.500	5T	36.200	4	140.400	5				
Saskatchewan		32.775	7	33.925	6	34.500	5T	35.200	5	136.400	6				
Nova Scotia		32.875	6	32.975	7	32.750	7	35.075	7	133.675	7				