








2004 Canadian Artistic Gymnastics Championships

Gymnastics Ontario • Mississauga, Ontario • May 31-June 6, 2003



GymScore 2000

HP Argo Men • Day 1 • All Around Summary

																							
			SV	Score	rk	SV	Score	rk	SV	Score	rk	SV	Score	rk									
294	Jaylin Birl	ON	10.0	9.533	2	9.6	9.466	9T	9.8	8.866	8	10.0	9.200	10T	9.6	9.166	4	9.8	9.300	3	58.8	55.531	1
297	Jaroslav Hojka	ON	10.0	9.266	8	10.0	8.933	26T	10.0	9.333	1T	10.0	9.350	5	10.0	9.400	2	10.0	9.233	4T	60.0	55.515	2
311	Olivier Lacroix	QC	9.8	8.433	27	9.8	9.300	19T	9.8	9.333	1T	9.8	9.266	7T	10.0	9.433	1	9.8	9.400	2	59.0	55.165	3
314	Olivier Simon	QC	9.8	8.966	15T	10.0	9.833	1	9.8	9.300	3	9.8	9.266	7T	9.8	8.433	18	9.8	9.133	7	59.0	54.931	4
310	Pier-Luc Guerin	QC	10.0	9.366	4	9.8	9.550	5T	9.5	8.666	14	9.8	9.116	14	9.8	9.233	3	9.8	8.900	11	58.7	54.831	5
287	Adam Silbernagel	AB	9.8	9.233	9T	9.6	9.550	5T	9.8	9.133	6	9.6	9.200	10T	9.8	8.300	19	9.8	9.200	6	58.4	54.616	6
304	Darien Znebel	ON	10.0	9.033	13	10.0	9.633	2	10.0	9.166	5	10.0	9.233	9	10.0	9.000	8T	10.0	8.400	16	60.0	54.465	7
308	Mathieu Csukassis	QC	10.0	9.566	1	9.6	9.500	8	9.6	8.333	24T	10.0	9.283	6	9.6	9.133	5	9.6	8.466	14	58.4	54.281	8
291	Silas Radies	BC	10.0	8.700	22T	9.8	9.583	4	9.8	8.533	19T	9.9	9.366	3T	9.8	8.266	20	9.8	9.416	1	59.1	53.864	9
282	Ian Galvan	AB	10.0	9.333	5	9.6	9.283	22T	9.8	8.633	15	9.8	9.133	13	9.6	8.933	10T	9.6	8.433	15	58.4	53.748	10
293	Nicholas Woo	BC	10.0	9.166	11	9.8	9.516	7	9.8	8.700	13	9.8	9.366	3T	9.6	8.933	10T	9.6	8.066	21	58.6	53.747	11
301	Colin Sinclair	ON	9.6	8.833	18	9.6	9.200	24	9.6	8.800	9T	9.6	8.833	21T	9.6	8.766	13	9.6	8.333	17	57.6	52.765	12
292	Max Vacca	BC	10.0	8.133	33	9.6	9.450	11	9.8	8.533	19T	9.8	9.083	15	9.8	8.500	17	9.8	9.050	8	58.8	52.749	13
295	Ryan Bowes	ON	9.8	8.766	19T	9.6	9.600	3	9.6	8.800	9T	9.6	8.750	25	9.8	7.866	25	9.6	8.833	12	58.0	52.615	14
302	Willard Williams	ON	10.0	9.233	9T	10.0	9.333	17T	9.4	8.033	28	10.0	9.433	2	10.0	7.333	28	10.0	9.233	4T	59.4	52.598	15
316	Anderson Loran	SK	10.0	8.400	28T	10.0	9.350	15T	10.0	8.566	18	10.0	9.533	1	10.0	7.766	27	10.0	8.966	10	60.0	52.581	16
290	Connor Ghering	BC	10.0	9.300	7	9.6	9.300	19T	9.6	8.500	21T	9.7	9.200	10T	9.6	9.066	7	9.6	7.000	29	58.1	52.366	17
300	Scott Sinclair	ON	9.6	9.100	12	9.6	9.400	13T	9.6	8.600	16T	9.6	8.533	33	9.6	8.700	14	9.6	7.900	22	57.6	52.233	18
299	Cory Patterson	ON	9.6	8.700	22T	9.6	9.333	17T	9.6	8.400	23	9.6	8.766	24	9.6	9.100	6	9.6	7.766	24	57.6	52.065	19
298	Alex Kheen	ON	10.0	9.400	3	10.0	9.000	25	10.0	8.500	21T	10.0	8.366	35	10.0	9.000	8T	9.0	7.533	25	59.0	51.799	20
283	Sebastian Greaves	AB	9.6	7.800	35T	9.6	9.283	22T	9.6	9.283	4	9.6	8.700	26	9.6	8.633	15	9.6	7.300	28	57.6	50.999	21
307	David Boucher	QC	10.0	8.233	32	9.6	9.466	9T	9.6	7.933	29T	9.8	8.866	19T	9.6	8.100	22	9.6	8.200	19	58.2	50.798	22
296	Brett Campbell	ON	9.6	8.400	28T	9.6	9.416	12	9.6	8.733	11T	9.6	8.633	29	9.6	7.900	24	9.6	7.466	26	57.6	50.548	23
284	Bobby Kriangkum	AB	9.6	8.733	21	9.6	8.933	26T	9.6	8.933	7	9.6	8.666	27T	9.6	8.600	16	9.6	6.533	32	57.6	50.398	24

2004 Cdn Artistic Gymnastics Championships








2004 Canadian Artistic Gymnastics Championships

Gymnastics Ontario • Mississauga, Ontario • May 31-June 6, 2003



GymScore 2000

HP Argo Men • Day 1 • All Around Summary

																
			SV	Score rk	SV	Score rk	SV	Score rk	SV	Score rk	SV	Score rk	SV	Score rk	SV	Score rk
305	Brett Martin	PE	9.8	9.000 14	9.8	8.333 31	9.8	8.066 27	9.8	8.833 21T	9.8	7.266 29	9.8	8.666 13	58.8	50.164 25
315	Geoffrey Hughes	SK	9.8	8.666 24	9.8	8.233 32	9.8	8.333 24T	9.8	8.966 18	9.8	6.900 30	9.8	9.000 9	58.8	50.098 26
303	Raheem Willis	ON	9.8	8.600 25	9.6	9.400 13T	9.6	8.600 16T	9.6	8.833 21T	8.0	6.166 35	9.6	8.233 18	56.2	49.832 27
306	Tyler Martin	PE	9.8	8.966 15T	9.8	7.700 34	9.8	8.300 26	9.8	9.033 16	9.8	6.800 31	9.8	8.133 20	58.8	48.932 28
281	Evgueni Chevelev	AB	9.6	8.916 17	9.6	8.733 29	9.6	8.733 11T	9.6	8.566 30T	9.6	7.933 23	9.6	5.833 35T	57.6	48.714 29
313	Samuel Paquin	QC	10.0	9.316 6	9.6	9.350 15T	6.8	5.033 37	9.6	8.066 37	9.6	8.933 10T	9.6	6.366 34	55.2	47.064 30
289	Devy Dyson	BC	9.6	8.533 26	9.6	8.850 28	9.6	7.800 31	9.6	8.566 30T	9.6	8.133 21	8.4	5.066 37	56.4	46.948 31
309	Marc-Andre Fafard	QC	9.8	7.966 34	8.8	7.466 35	9.8	7.633 32	9.8	8.500 34	9.8	7.833 26	9.8	7.433 27	57.8	46.831 32
288	Stephane Young	AB	9.6	8.766 19T	9.6	8.600 30	9.6	7.166 33	9.6	8.566 30T	8.6	6.533 33	9.6	6.666 31	56.6	46.297 33
280	Mac Bowes	AB	10.0	8.266 30T	10.0	7.933 33	10.0	7.933 29T	10.0	8.666 27T	10.0	6.766 32	10.0	5.833 35T	60.0	45.397 34
285	Kevin Quon	AB	9.8	8.266 30T	9.8	7.100 36	9.8	7.100 34	9.8	8.866 19T	8.6	5.866 37	9.8	7.866 23	57.6	45.064 35
312	Alla Edin Mokrane	QC	8.4	7.633 37	9.6	9.300 19T	8.6	6.800 35	9.6	8.300 36	8.1	6.100 36	9.6	6.800 30	53.9	44.933 36
286	Nathan Sheeran	AB	9.6	7.800 35T	9.6	6.700 37	8.6	6.433 36	9.6	9.000 17	9.6	6.333 34	9.6	6.500 33	56.6	42.766 37

2004 Canadian Artistic Gymnastics Championships

Gymnastics Ontario • Mississauga, Ontario • May 31-June 6, 2003



GymScore 2000

HP Argo Men • Day 2 • All Around Summary

			FX			PH			R			V			PB			HB			AA		
			SV	Score	rk	SV	Score	rk	SV	Score	rk	SV	Score	rk	SV	Score	rk	SV	Score	rk	SV	Score	rk
297	Jaroslav Hojka	ON	10.0	9.650	4	10.0	9.866	2	10.0	9.416	1	10.0	9.600	1	10.0	9.100	6T	10.0	9.266	6T	60.0	56.898	1
294	Jaylin Birl	ON	10.0	9.866	1	9.6	9.533	7	9.8	9.133	5	10.0	9.466	3T	9.6	8.966	10	9.8	9.400	3	58.8	56.364	2
314	Olivier Simon	QC	9.8	9.450	8	10.0	9.966	1	9.8	9.383	2	9.8	9.383	5	9.8	8.500	17T	9.8	9.416	2	59.0	56.098	3
310	Pier-Luc Guerin	QC	10.0	9.700	2T	9.8	9.583	6	10.0	9.166	4	9.8	8.833	24	9.8	8.950	11	9.8	9.266	6T	59.2	55.498	4
287	Adam Silbernagel	AB	9.8	9.566	5T	9.6	9.600	4T	9.8	8.833	12	9.6	9.266	9	9.8	8.366	20	9.8	9.366	4	58.4	54.997	5
311	Olivier Lacroix	QC	9.8	8.866	23	9.8	8.633	24T	9.8	9.366	3	9.8	9.050	16T	9.8	9.200	3	9.8	9.466	1	58.8	54.581	6
308	Mathieu Csukassis	QC	10.0	9.700	2T	9.6	9.466	10	9.6	7.933	28	9.9	9.500	2	9.6	9.100	6T	9.6	8.866	10	58.3	54.565	7
291	Silas Radies	BC	10.0	9.383	9T	9.8	9.350	12T	9.8	8.933	9	9.8	9.316	6	9.8	8.200	21	9.8	9.300	5	59.0	54.482	8
293	Nicholas Woo	BC	10.0	9.466	7	9.8	9.600	4T	9.8	8.866	10T	9.8	8.800	25T	9.6	9.316	1	9.6	8.233	18	58.6	54.281	9
292	Max Vacca	BC	10.0	8.833	25T	9.8	9.300	15	9.8	9.033	6	9.8	9.166	11T	9.8	8.833	13	9.8	9.066	9	59.0	54.231	10
282	Ian Galvan	AB	10.0	9.383	9T	9.6	8.500	26	9.8	8.983	7	9.8	9.166	11T	9.6	9.150	5	9.6	8.766	13T	58.4	53.948	11
300	Scott Sinclair	ON	9.6	9.183	14	9.6	9.350	12T	9.6	8.800	13T	9.6	8.800	25T	9.6	9.216	2	9.6	8.400	17	57.6	53.749	12
315	Geoffrey Hughes	SK	9.8	8.766	27	9.8	9.083	19	9.8	8.800	13T	9.8	8.966	22T	9.8	8.933	12	9.8	8.833	11	58.8	53.381	13
301	Colin Sinclair	ON	9.6	8.900	22	9.6	9.050	21	9.6	8.866	10T	9.6	8.700	31T	9.6	9.033	9	9.6	8.766	13T	57.6	53.315	14
290	Connor Ghering	BC	10.0	9.566	5T	9.6	8.633	24T	9.6	8.100	26	9.6	9.283	8	9.6	9.166	4	9.6	7.533	27T	58.0	52.281	15
304	Darien Znebel	ON	10.0	9.216	13	10.0	9.833	3	10.0	8.966	8	9.8	9.133	13T	8.8	5.833	36	10.0	9.166	8	58.6	52.147	16
303	Raheem Willis	ON	9.8	9.166	15	9.6	9.183	17	9.6	8.600	17T	9.6	9.133	13T	8.0	7.330	32	9.6	8.666	16	56.2	52.078	17
302	Willard Williams	ON	10.0	8.933	19T	10.0	9.066	20	10.0	8.500	19T	10.0	9.466	3T	10.0	8.066	23T	10.0	7.933	23	60.0	51.964	18
316	Anderson Loran	SK	10.0	8.700	28	10.0	9.500	9	9.4	7.233	31	10.0	9.000	21	10.0	8.533	16	10.0	8.800	12	59.4	51.766	19
296	Brett Campbell	ON	9.6	8.833	25T	9.6	9.200	16	9.6	8.733	15	9.6	8.966	22T	9.6	8.066	23T	9.6	7.966	22	57.6	51.764	20
299	Cory Patterson	ON	9.6	8.666	29T	9.6	7.733	29	9.6	8.433	21	9.6	9.016	20	9.6	9.100	6T	9.6	8.200	19	57.6	51.148	21
307	David Boucher	QC	10.0	8.333	34	9.6	9.316	14	9.6	8.600	17T	9.8	8.766	27T	9.6	8.433	19	9.6	7.633	26	58.2	51.081	22
295	Ryan Bowes	ON	9.8	8.633	31	9.6	9.516	8	9.6	8.633	16	9.6	8.716	30	9.8	6.800	35	9.6	8.766	13T	58.0	51.064	23








2004 Canadian Artistic Gymnastics Championships

Gymnastics Ontario • Mississauga, Ontario • May 31-June 6, 2003



GymScore 2000

HP Argo Men • Day 2 • All Around Summary

																							
			FX	PH	R	V	PB	HB	AA														
			SV	Score	rk	SV	Score	rk	SV	Score	rk	SV	Score	rk									
313	Samuel Paquin	QC	10.0	9.066	16T	9.6	9.366	11	9.6	8.200	24	9.6	9.116	15	9.6	7.933	26	9.6	7.233	32	58.0	50.914	24
283	Sebastian Greaves	AB	9.6	9.350	11	9.6	7.166	32	9.6	8.166	25	9.6	8.766	27T	9.6	8.766	15	9.6	8.033	21	57.6	50.247	25
285	Kevin Quon	AB	9.8	8.850	24	9.8	8.666	23	9.8	8.330	23	9.8	9.050	16T	8.6	7.400	31	9.8	7.100	33	57.6	49.396	26
305	Brett Martin	PE	9.8	9.233	12	7.4	5.233	37	9.8	8.366	22	9.8	9.300	7	9.8	8.500	17T	9.8	8.166	20	56.4	48.798	27
298	Alex Kheen	ON	9.2	8.200	35	10.0	8.933	22	10.0	6.200	33	10.0	9.033	18T	10.0	8.800	14	9.0	7.366	29	58.2	48.532	28
284	Bobby Kriangkum	AB	9.6	8.666	29T	9.6	8.266	28	8.4	5.800	35	9.6	8.600	34T	9.6	8.016	25	9.6	7.866	24	56.4	47.214	29
289	Devy Dyson	BC	9.6	8.933	19T	9.6	7.500	30	9.6	8.066	27	9.6	8.600	34T	9.6	8.133	22	7.4	5.366	37	55.4	46.598	30
306	Tyler Martin	PE	9.8	8.466	32	7.1	5.366	36	9.8	8.500	19T	9.9	9.200	10	9.8	6.900	34	9.8	7.766	25	56.2	46.198	31
281	Evgueni Chevelev	AB	9.6	9.066	16T	9.6	6.266	35	9.6	7.700	29	9.6	8.650	33	9.6	7.900	27	9.6	6.533	35	57.6	46.115	32
288	Stephane Young	AB	9.6	8.966	18	9.6	6.533	34	9.6	6.966	32	9.6	8.733	29	9.6	7.866	28T	9.6	6.833	34	57.6	45.897	33
312	Alla Edin Mokrane	QC	8.4	7.550	37	9.6	9.150	18	8.0	5.400	36	9.6	9.033	18T	9.6	7.233	33	9.6	7.266	31	54.8	45.632	34
286	Nathan Sheeran	AB	9.6	8.400	33	9.6	7.300	31	8.4	6.133	34	9.6	8.266	37	9.6	7.866	28T	9.6	7.533	27T	56.4	45.498	35
309	Marc-Andre Fafard	QC	9.8	8.166	36	9.8	8.400	27	6.1	2.966	37	9.8	8.700	31T	9.8	7.433	30	9.8	7.300	30	55.1	42.965	36
280	Mac Bowes	AB	10.0	8.916	21	10.0	6.700	33	10.0	7.266	30	10.0	8.600	34T	7.5	3.866	37	10.0	6.166	36	57.5	41.514	37








2004 Canadian Artistic Gymnastics Championships

Gymnastics Ontario • Mississauga, Ontario • May 31-June 6, 2003



GymScore 2000

HP Argo Men • Total Score • All Around Summary

																							
			FX	PH	R	V	PB	HB	AA														
			SV	Score	rk	SV	Score	rk	SV	Score	rk												
297	Jaroslav Hojka	ON	20.0	18.916	4	20.0	18.799	11	20.0	18.749	1	20.0	18.950	1	20.0	18.500	2	20.0	18.499	6	120.0	112.413	1
294	Jaylin Birl	ON	20.0	19.399	1	19.2	18.999	7	19.6	17.999	5	20.0	18.666	5	19.2	18.132	8	19.6	18.700	3	117.6	111.895	2
314	Olivier Simon	QC	19.6	18.416	9	20.0	19.799	1	19.6	18.683	3	19.6	18.649	6	19.6	16.933	15	19.6	18.549	5	118.0	111.029	3
310	Pier-Luc Guerin	QC	20.0	19.066	3	19.6	19.133	4	19.5	17.832	7	19.6	17.949	18	19.6	18.183	7	19.6	18.166	7	117.9	110.329	4
311	Olivier Lacroix	QC	19.6	17.299	27	19.6	17.933	21T	19.6	18.699	2	19.6	18.316	11	19.8	18.633	1	19.6	18.866	1	117.8	109.746	5
287	Adam Silbernagel	AB	19.6	18.799	6	19.2	19.150	3	19.6	17.966	6	19.2	18.466	9	19.6	16.666	17	19.6	18.566	4	116.8	109.613	6
308	Mathieu Csukassis	QC	20.0	19.266	2	19.2	18.966	8	19.2	16.266	26	19.9	18.783	3	19.2	18.233	4	19.2	17.332	13	116.7	108.846	7
291	Silas Radies	BC	20.0	18.083	15	19.6	18.933	9	19.6	17.466	12T	19.7	18.682	4	19.6	16.466	20	19.6	18.716	2	118.1	108.346	8
293	Nicholas Woo	BC	20.0	18.632	8	19.6	19.116	5T	19.6	17.566	10T	19.6	18.166	15	19.2	18.249	3	19.2	16.299	20	117.2	108.028	9
282	Ian Galvan	AB	20.0	18.716	7	19.2	17.783	24	19.6	17.616	9	19.6	18.299	12	19.2	18.083	9	19.2	17.199	14	116.8	107.696	10
292	Max Vacca	BC	20.0	16.966	33	19.4	18.750	13T	19.6	17.566	10T	19.6	18.249	13	19.6	17.333	14	19.6	18.116	8	117.8	106.980	11
304	Darien Znebel	ON	20.0	18.249	12	20.0	19.466	2	20.0	18.132	4	19.8	18.366	10	18.8	14.833	29	20.0	17.566	12	118.6	106.612	12
301	Colin Sinclair	ON	19.2	17.733	18	19.2	18.250	20	19.2	17.666	8	19.2	17.533	24	19.2	17.799	12	19.2	17.099	16	115.2	106.080	13
300	Scott Sinclair	ON	19.2	18.283	11	19.2	18.750	13T	19.2	17.400	16	19.2	17.333	28T	19.2	17.916	10	19.2	16.300	19	115.2	105.982	14
290	Connor Ghering	BC	20.0	18.866	5	19.2	17.933	21T	19.2	16.600	21	19.3	18.483	8	19.2	18.232	5	19.2	14.533	29	116.1	104.647	15
302	Willard Williams	ON	20.0	18.166	14	20.0	18.399	19	19.4	16.533	22T	20.0	18.899	2	20.0	15.399	27	20.0	17.166	15	119.4	104.562	16
316	Anderson Loran	SK	20.0	17.100	32	20.0	18.850	10	19.4	15.799	28	20.0	18.533	7	20.0	16.299	21	20.0	17.766	10	119.4	104.347	17
295	Ryan Bowes	ON	19.6	17.399	24T	19.2	19.116	5T	19.2	17.433	15	19.2	17.466	25T	19.6	14.666	30	19.2	17.599	11	116.0	103.679	18
315	Geoffrey Hughes	SK	19.6	17.432	22T	19.6	17.316	25	19.6	17.133	18	19.6	17.932	19	19.6	15.833	24T	19.6	17.833	9	117.6	103.479	19
299	Cory Patterson	ON	19.2	17.366	26	19.2	17.066	27	19.2	16.833	19	19.2	17.782	21	19.2	18.200	6	19.2	15.966	21	115.2	103.213	20
296	Brett Campbell	ON	19.2	17.233	28	19.2	18.616	16	19.2	17.466	12T	19.2	17.599	23	19.2	15.966	23	19.2	15.432	24	115.2	102.312	21
303	Raheem Willis	ON	19.6	17.766	17	19.2	18.583	17	19.2	17.200	17	19.2	17.966	17	16.0	13.496	34	19.2	16.899	17	112.4	101.910	22
307	David Boucher	QC	20.0	16.566	34	19.2	18.782	12	19.2	16.533	22T	19.6	17.632	22	19.2	16.533	19	19.2	15.833	23	116.4	101.879	23








2004 Canadian Artistic Gymnastics Championships

Gymnastics Ontario • Mississauga, Ontario • May 31-June 6, 2003



GymScore 2000

HP Argo Men • Total Score • All Around Summary

			 FX			 PH			 R			 V			 PB			 HB			 AA		
			SV	Score	rk	SV	Score	rk	SV	Score	rk	SV	Score	rk	SV	Score	rk	SV	Score	rk	SV	Score	rk
283	Sebastian Greaves	AB	19.2	17.150	30	19.2	16.449	28	19.2	17.449	14	19.2	17.466	25T	19.2	17.399	13	19.2	15.333	25	115.2	101.246	24
298	Alex Kheen	ON	19.2	17.600	20	20.0	17.933	21T	20.0	14.700	32	20.0	17.399	27	20.0	17.800	11	18.0	14.899	27	117.2	100.331	25
305	Brett Martin	PE	19.6	18.233	13	17.2	13.566	36	19.6	16.432	25	19.6	18.133	16	19.6	15.766	26	19.6	16.832	18	115.2	98.962	26
313	Samuel Paquin	QC	20.0	18.382	10	19.2	18.716	15	16.4	13.233	34	19.2	17.182	36	19.2	16.866	16	19.2	13.599	33	113.2	97.978	27
284	Bobby Kriangkum	AB	19.2	17.399	24T	19.2	17.199	26	18.0	14.733	31	19.2	17.266	31T	19.2	16.616	18	19.2	14.399	30	114.0	97.612	28
306	Tyler Martin	PE	19.6	17.432	22T	16.9	13.066	37	19.6	16.800	20	19.7	18.233	14	19.6	13.700	33	19.6	15.899	22	115.0	95.130	29
281	Evgueni Chevelev	AB	19.2	17.982	16	19.2	14.999	33	19.2	16.433	24	19.2	17.216	34	19.2	15.833	24T	19.2	12.366	35	115.2	94.829	30
285	Kevin Quon	AB	19.6	17.116	31	19.6	15.766	31	19.6	15.430	29	19.6	17.916	20	17.2	13.266	36	19.6	14.966	26	115.2	94.460	31
289	Devy Dyson	BC	19.2	17.466	21	19.2	16.350	29	19.2	15.866	27	19.2	17.166	37	19.2	16.266	22	15.8	10.432	37	111.8	93.546	32
288	Stephane Young	AB	19.2	17.732	19	19.2	15.133	32	19.2	14.132	33	19.2	17.299	30	18.2	14.399	31	19.2	13.499	34	114.2	92.194	33
312	Alla Edin Mokrane	QC	16.8	15.183	37	19.2	18.450	18	16.6	12.200	36	19.2	17.333	28T	17.7	13.333	35	19.2	14.066	31	108.7	90.565	34
309	Marc-Andre Fafard	QC	19.6	16.132	36	18.6	15.866	30	15.9	10.599	37	19.6	17.200	35	19.6	15.266	28	19.6	14.733	28	112.9	89.796	35
286	Nathan Sheeran	AB	19.2	16.200	35	19.2	14.000	35	17.0	12.566	35	19.2	17.266	31T	19.2	14.199	32	19.2	14.033	32	113.0	88.264	36
280	Mac Bowes	AB	20.0	17.182	29	20.0	14.633	34	20.0	15.199	30	20.0	17.266	31T	17.5	10.632	37	20.0	11.999	36	117.5	86.911	37