








2004 Canadian Artistic Gymnastics Championships

Gymnastics Ontario • Mississauga, Ontario • May 31-June 6, 2003



GymScore 2000

Senior Men • Day 1 • All Around Summary

			 FX			 PH			 R			 V			 PB			 HB			 AA		
			SV	Score	rk	SV	Score	rk	SV	Score	rk	SV	Score	rk	SV	Score	rk	SV	Score	rk	SV	Score	rk
883	David Kikuchi	NS	9.3	8.550	7	9.8	9.375	1	10.0	9.300	2	9.5	8.950	7T	10.0	9.450	1	9.5	8.900	4T	58.1	54.525	1
870	Grant Golding	AB	9.6	8.750	5	9.7	9.100	3	10.0	9.500	1	9.7	9.150	5	9.5	8.650	8	9.6	8.950	2T	58.1	54.100	2
875	Adam Wong	AB	9.8	9.300	2	9.8	9.150	2	9.6	9.050	3T	9.7	8.750	12T	9.8	9.300	3	9.4	8.350	9	58.1	53.900	3
889	Casey Sandy	ON	9.3	8.500	8T	9.3	8.150	6	9.7	9.050	3T	9.9	9.325	2	9.9	9.350	2	10.0	8.950	2T	58.1	53.325	4
872	Brandon O'Neill	AB	10.0	9.550	1	8.7	7.050	13T	8.8	8.150	5T	9.9	9.300	3	9.8	9.050	5	9.7	9.250	1	56.9	52.350	5
869	Nathan Gafuik	AB	9.3	8.700	6	9.3	8.850	4	8.7	7.650	12T	9.9	8.950	7T	9.6	8.800	6	9.3	8.700	8	56.1	51.650	6
874	Jared Walls	AB	9.6	9.050	3	9.0	7.450	9	8.9	8.100	8	9.6	8.950	7T	9.8	8.750	7	9.4	8.750	7	56.3	51.050	7
877	Norihiko Horie	BC	9.8	8.950	4	8.4	6.750	16	9.0	7.900	11	9.7	8.800	11	9.3	8.350	10	9.0	8.100	10T	55.2	48.850	8
890	Devin Stem	ON	9.2	8.000	14T	8.9	7.775	8	8.6	8.025	9	9.5	8.950	7T	8.9	7.950	13	8.4	7.600	16	53.5	48.300	9
885	Mark Beiler	ON	9.2	8.450	10	8.2	6.800	15	9.0	8.150	5T	9.3	8.750	12T	8.9	7.700	15	9.1	8.050	12	53.7	47.900	10T
893	Rhett Stinson	SK	9.0	7.900	17	8.4	7.300	10T	9.8	7.950	10	8.6	7.350	23	9.8	8.550	9	9.5	8.850	6	55.1	47.900	10T
858	Scott Rayment	AB	9.3	8.500	8T	9.3	7.300	10T	8.8	7.650	12T	9.3	8.100	19T	8.9	8.050	12	8.8	7.950	15	54.4	47.550	12
886	Mike Boyd	ON	9.4	8.150	13	9.3	7.050	13T	8.8	7.600	14T	9.3	8.500	15	8.9	7.900	14	8.7	8.000	13T	54.4	47.200	13
888	Daniel King	ON	8.9	7.950	16	8.5	7.300	10T	8.4	7.300	17T	8.9	8.300	18	8.9	8.300	11	8.9	8.000	13T	52.5	47.150	14
884	Matt Beiler	ON	9.0	8.300	12	7.7	5.000	19T	8.8	8.150	5T	9.3	8.750	12T	8.3	6.850	17	9.4	8.900	4T	52.5	45.950	15
880	Kris Krunick	BC	8.3	7.400	20	9.1	8.000	7	8.7	7.600	14T	8.9	7.450	22	8.0	6.500	19	8.7	7.550	17	51.7	44.500	16
887	Sloan Crawford	ON	9.0	7.850	18	7.6	6.450	17	7.3	5.300	20	9.3	8.350	17	8.5	7.300	16	8.9	8.100	10T	50.6	43.350	17
882	Ryan Swanson	BC	8.9	8.350	11	8.8	5.000	19T	8.8	7.500	16	8.4	7.600	21	8.1	6.800	18	8.1	7.400	18T	51.1	42.650	18
898	Kyle Charbonneau	ON	8.8	7.700	19	7.9	5.300	18	8.0	6.600	19	8.9	8.100	19T	8.1	5.700	20	6.9	5.100	21	48.6	38.500	19
892	Alexander Jeltkov	QC		~		9.3	8.675	5		~		9.5	9.175	4	9.7	9.250	4	8.4	7.175	20	36.9	34.275	20
891	Patrice Gilbert	QC		0.000	22T		~		8.8	7.300	17T	8.9	8.400	16		~		8.1	7.400	18T	25.8	23.100	21
876	Innocent Eragbhe	BC	9.0	8.000	14T		~			~		10.0	9.350	1		~			0.000	22T	19.0	17.350	22
881	Cletus Okpoh	BC	9.0	7.350	21		~			~		9.8	9.050	6		~			0.000	22T	18.8	16.400	23








2004 Canadian Artistic Gymnastics Championships

Gymnastics Ontario • Mississauga, Ontario • May 31-June 6, 2003



GymScore 2000

Senior Men • Day 2 • All Around Summary

			 FX			 PH			 R			 V			 PB			 HB			 AA		
			SV	Score	rk	SV	Score	rk	SV	Score	rk	SV	Score	rk	SV	Score	rk	SV	Score	rk	SV	Score	rk
870	Grant Golding	AB	9.9	9.450	1	9.8	9.325	3	9.9	9.550	1	9.7	9.100	5T	9.9	9.200	4T	9.6	9.100	4	58.8	55.725	1
883	David Kikuchi	NS	9.1	8.500	10T	9.8	9.500	1	10.0	9.450	2	9.5	9.100	5T	10.0	9.550	1	9.5	9.050	6T	57.9	55.150	2
889	Casey Sandy	ON	9.8	9.250	3	10.0	9.450	2	9.5	8.300	8	9.9	9.325	1	9.9	9.400	2T	10.0	9.375	3	59.1	55.100	3
875	Adam Wong	AB	9.8	9.100	5	9.8	9.225	4	9.1	8.500	6	9.7	9.150	4	9.8	9.200	4T	9.7	9.075	5	57.9	54.250	4
869	Nathan Gafuik	AB	9.5	9.000	6	9.4	8.450	5	8.9	8.550	5	9.9	9.250	2	9.6	8.950	7	9.9	9.550	1	57.2	53.750	5
874	Jared Walls	AB	9.8	9.400	2	9.3	8.425	6	9.2	8.450	7	9.6	8.950	7	9.8	8.900	8	9.6	8.800	8	57.3	52.925	6
893	Rhett Stinson	SK	9.2	8.700	7	9.3	8.325	7	9.8	8.850	3T	9.1	7.700	18	9.9	9.400	2T	9.9	9.400	2	57.2	52.375	7
872	Brandon O'Neill	AB	10.0	9.225	4	8.9	7.775	12	8.1	7.450	15	9.9	8.900	8T	9.8	9.150	6	9.7	9.050	6T	56.4	51.550	8
877	Norihiko Horie	BC	9.7	8.650	8	8.9	8.200	9T	9.6	8.850	3T	9.7	9.200	3	9.1	7.550	14	8.9	8.150	13T	55.9	50.600	9
884	Matt Beiler	ON	9.0	8.600	9	7.9	6.150	19	9.0	8.250	9	9.3	8.850	10T	9.2	8.600	9	9.4	8.750	9	53.8	49.200	10
890	Devin Stem	ON	9.2	8.100	13T	9.0	8.300	8	8.6	7.650	12	9.5	8.900	8T	9.0	8.250	11	8.7	7.550	18	54.0	48.750	11
885	Mark Beiler	ON	8.9	8.050	16	8.2	6.700	17	8.9	7.900	11	9.3	8.850	10T	8.9	7.950	13	9.1	8.200	12	53.3	47.650	12
858	Scott Rayment	AB	9.4	8.500	10T	9.0	7.350	13	8.4	7.550	13T	9.3	8.050	17	9.1	8.350	10	8.8	7.700	17	54.0	47.500	13
880	Kris Krunick	BC	8.8	8.100	13T	8.5	8.200	9T	8.7	7.950	10	8.5	7.575	19	8.9	7.250	15	8.8	7.900	16	52.2	46.975	14
886	Mike Boyd	ON	9.0	7.550	19	9.4	7.250	15	8.5	7.400	16	8.9	8.100	16	8.9	8.000	12	9.0	8.400	11	53.7	46.700	15
888	Daniel King	ON	9.0	8.100	13T	9.1	7.300	14	8.5	6.875	18	8.9	8.200	13	8.5	6.650	18	8.6	7.950	15	52.6	45.075	16
882	Ryan Swanson	BC	9.0	8.300	12	8.8	6.950	16	8.7	7.200	17	8.5	7.100	20	8.2	6.850	17	8.9	8.150	13T	52.1	44.550	17
887	Sloan Crawford	ON	8.8	7.600	18	7.4	6.500	18	7.4	6.150	20	9.3	8.600	12	8.0	7.150	16	9.1	8.450	10	50.0	44.450	18
898	Kyle Charbonneau	ON	8.8	7.800	17	89.0	7.850	11	79.0	6.700	19	8.9	8.150	14T	8.1	6.450	19	8.0	6.000	20	201.8	42.950	19
891	Patrice Gilbert	QC		0.000	20T		0.000	20T	8.8	7.550	13T	8.9	8.150	14T		0.000	20T	8.0	7.050	19	25.7	22.750	20








2004 Canadian Artistic Gymnastics Championships

Gymnastics Ontario • Mississauga, Ontario • May 31-June 6, 2003



GymScore 2000

Senior Men • D1 & D2 Total • All Around Summary

																							
		SV	Score	rk	SV	Score	rk	SV	Score	rk	SV	Score	rk	SV	Score	rk							
870	Grant Golding	AB	19.5	18.200	4	19.5	18.425	2	19.9	19.050	1	19.4	18.250	2	19.4	17.850	6	19.2	18.050	5	116.9	109.825	1
883	David Kikuchi	NS	18.4	17.050	8	19.6	18.875	1	20.0	18.750	2	19.0	18.050	5	20.0	19.000	1	19.0	17.950	6	116.0	109.675	2
889	Casey Sandy	ON	19.1	17.750	5	19.3	17.600	4	19.2	17.350	4	19.8	18.650	1	19.8	18.750	2	20.0	18.325	1	117.2	108.425	3
875	Adam Wong	AB	19.6	18.400	3	19.6	18.375	3	18.7	17.550	3	19.4	17.900	7T	19.6	18.500	3	19.1	17.425	9	116.0	108.150	4
869	Nathan Gafuik	AB	18.8	17.700	6	18.7	17.300	5	17.6	16.200	9	19.8	18.200	3T	19.2	17.750	7	19.2	18.250	3T	113.3	105.400	5
874	Jared Walls	AB	19.4	18.450	2	18.3	15.875	8	18.1	16.550	7	19.2	17.900	7T	19.6	17.650	8	19.0	17.550	8	113.6	103.975	6
872	Brandon O'Neill	AB	20.0	18.775	1	17.6	14.825	11	16.9	15.600	12	19.8	18.200	3T	19.6	18.200	4	19.4	18.300	2	113.3	103.900	7
893	Rhett Stinson	SK	18.2	16.600	12	17.7	15.625	9	19.6	16.800	5	17.7	15.050	18	19.7	17.950	5	19.4	18.250	3T	112.3	100.275	8
877	Norihiko Horie	BC	19.5	17.600	7	17.3	14.950	10	18.6	16.750	6	19.4	18.000	6	18.4	15.900	11T	17.9	16.250	12T	111.1	99.450	9
890	Devin Stem	ON	18.4	16.100	14	17.9	16.075	7	17.2	15.675	11	19.0	17.850	9	17.9	16.200	10	17.1	15.150	18	107.5	97.050	10
885	Mark Beiler	ON	18.1	16.500	13	16.4	13.500	15	17.9	16.050	10	18.6	17.600	10T	17.8	15.650	13	18.2	16.250	12T	107.0	95.550	11
884	Matt Beiler	ON	18.0	16.900	10	15.6	11.150	19	17.8	16.400	8	18.6	17.600	10T	17.5	15.450	14	18.8	17.650	7	106.3	95.150	12
858	Scott Rayment	AB	18.7	17.000	9	18.3	14.650	12	17.2	15.200	14	18.6	16.150	17	18.0	16.400	9	17.6	15.650	15	108.4	95.050	13
886	Mike Boyd	ON	18.4	15.700	16	18.7	14.300	14	17.3	15.000	15	18.2	16.600	13	17.8	15.900	11T	17.7	16.400	11	108.1	93.900	14
888	Daniel King	ON	17.9	16.050	15	17.6	14.600	13	16.9	14.175	18	17.8	16.500	15	17.4	14.950	15	17.5	15.950	14	105.1	92.225	15
880	Kris Krunick	BC	17.1	15.500	17T	17.6	16.200	6	17.4	15.550	13	17.4	15.025	19	16.9	13.750	17	17.5	15.450	17	103.9	91.475	16
887	Sloan Crawford	ON	17.8	15.450	19	15.0	12.950	17	14.7	11.450	20	18.6	16.950	12	16.5	14.450	16	18.0	16.550	10	100.6	87.800	17
882	Ryan Swanson	BC	17.9	16.650	11	17.6	11.950	18	17.5	14.700	17	16.9	14.700	20	16.3	13.650	18	17.0	15.550	16	103.2	87.200	18
898	Kyle Charbonneau	ON	17.6	15.500	17T	96.9	13.150	16	87.0	13.300	19	17.8	16.250	16	16.2	12.150	19	14.9	11.100	20	250.4	81.450	19
891	Patrice Gilbert	QC		~			~		17.6	14.850	16	17.8	16.550	14		~		16.1	14.450	19	51.5	45.850	20
892	Alexander Jeltkov	QC		~		9.3	8.675	20		~		9.5	9.175	22	9.7	9.250	20	8.4	7.175	21	36.9	34.275	21
876	Innocent Eragbhe	BC	9.0	8.000	20		~			~		10.0	9.350	21		~			~		19.0	17.350	22
881	Cletus Okpoh	BC	9.0	7.350	21		~			~		9.8	9.050	23		~			~		18.8	16.400	23