








2004 Canadian Artistic Gymnastics Championships

Gymnastics Ontario • Mississauga, Ontario • May 31-June 6, 2003



GymScore 2000

HP Tyro Men • All Around Summary

				 FX			 PH			 R			 V			 PB			 HB			 AA		
				SV	Score	rk	SV	Score	rk	SV	Score	rk	SV	Score	rk	SV	Score	rk	SV	Score	rk	SV	Score	rk
331	Jayd Lukenchuk	SK	D-1	9.8	8.866	5	9.8	9.266	4	9.8	9.300	1	9.8	9.166	3	9.8	9.066	1	9.8	8.666	4	58.8	54.330	1
			D-2	10.0	9.133	6	9.5	7.666	6	9.8	9.200	1	9.6	8.466	9T	9.6	9.050	2	9.8	8.566	4	58.3	52.081	2
			Total	19.8	17.999	5	19.3	16.932	3	19.6	18.500	1	19.4	17.632	4	19.4	18.116	1	19.6	17.232	3	117.1	106.411	1
326	Anthony Pacitto	ON	D-1	10.0	9.600	1	9.5	8.866	6	9.5	8.400	5T	9.8	8.966	5	10.0	8.700	4	10.0	8.733	2	58.8	53.265	4
			D-2	10.0	9.233	4	9.6	7.900	5	9.2	8.300	3	9.8	9.200	2	10.0	8.900	3	9.6	9.100	1	58.2	52.633	1
			Total	20.0	18.833	1	19.1	16.766	5T	18.7	16.700	3	19.6	18.166	2	20.0	17.600	3	19.6	17.833	1	117.0	105.898	2
328	Gabriel Boucher	QC	D-1	9.8	8.933	4	9.8	9.466	1	9.8	8.133	9	9.8	8.900	6	9.8	8.966	2	9.8	9.033	1	58.8	53.431	3
			D-2	9.8	9.333	3	10.0	8.666	1	8.4	7.166	10	9.5	8.683	7	9.6	8.033	8	9.2	8.750	3	56.5	50.631	3
			Total	19.6	18.266	4	19.8	18.132	1	18.2	15.299	10	19.3	17.583	6	19.4	16.999	4	19.0	17.783	2	115.3	104.062	3
330	Francis Croft	QC	D-1	9.8	9.000	3	9.8	9.166	5	9.8	8.733	4	9.8	9.200	2	9.8	8.866	3	9.8	8.700	3	58.8	53.665	2
			D-2	10.0	9.466	1	9.2	7.633	7	9.6	7.466	8	9.6	8.400	11	9.4	7.900	10	9.2	7.600	13	57.0	48.465	9
			Total	19.8	18.466	3	19.0	16.799	4	19.4	16.199	5	19.4	17.600	5	19.2	16.766	5	19.0	16.300	6	115.8	102.130	4
322	Danny Chambers	BC	D-1	9.8	8.500	6	9.8	7.666	7T	9.3	7.500	13	9.8	9.266	1	9.8	8.366	6	9.8	7.700	9	58.3	48.998	6
			D-2	9.8	8.933	7T	9.4	8.266	4	9.2	8.000	7	9.6	8.866	5T	9.0	8.000	9	9.0	8.266	9	56.0	50.331	4
			Total	19.6	17.433	6	19.2	15.932	7	18.5	15.500	8	19.4	18.132	3	18.8	16.366	6T	18.8	15.966	8	114.3	99.329	5
327	Olivier Rochon	ON	D-1	10.0	9.100	2	7.4	5.700	14	10.0	9.033	2	10.0	9.133	4	10.0	8.466	5	10.0	7.433	11	57.4	48.865	7
			D-2	9.9	9.416	2	9.0	7.000	10	8.4	6.566	14	10.0	9.300	1	10.0	9.533	1	9.2	8.400	6	56.5	50.215	5
			Total	19.9	18.516	2	16.4	12.700	12	18.4	15.599	7	20.0	18.433	1	20.0	17.999	2	19.2	15.833	9	113.9	99.080	6

317	John Hall	AB	D-1	8.1	6.200	13	9.8	9.366	3	9.8	8.400	5T	9.3	8.600	9	9.8	8.333	7	9.8	8.466	5	56.6	49.365	5
			D-2	9.6	8.533	12	9.6	7.400	8	9.0	8.100	5	9.8	8.633	8	8.8	7.300	11	9.4	8.300	8	56.2	48.266	10
			Total	17.7	14.733	13	19.4	16.766	5T	18.8	16.500	4	19.1	17.233	9	18.6	15.633	9	19.2	16.766	4	112.8	97.631	7
319	Jackson Payne	AB	D-1	9.8	8.466	7	9.8	9.400	2	9.3	7.700	12	9.3	8.400	10	9.8	7.700	9	9.8	4.933	12	57.8	46.599	10
			D-2	9.6	8.766	10	9.6	8.433	3	9.0	8.266	4	9.5	8.000	13	9.4	8.666	4	9.4	8.000	11	56.5	50.131	6
			Total	19.4	17.232	8	19.4	17.833	2	18.3	15.966	6	18.8	16.400	13	19.2	16.366	6T	19.2	12.933	12	114.3	96.730	8
329	Jean-Gabriel Courchesne	QC	D-1	9.8	8.100	9	8.8	7.233	10	9.8	8.266	7	9.5	8.200	12	9.8	7.900	8	9.8	7.500	10	57.5	47.199	9
			D-2	9.9	9.200	5	9.5	8.466	2	8.1	6.800	12	9.8	8.933	4	9.4	8.133	7	9.2	7.966	12	55.9	49.498	7
			Total	19.7	17.300	7	18.3	15.699	8	17.9	15.066	12	19.3	17.133	10	19.2	16.033	8	19.0	15.466	11	113.4	96.697	9
323	Zach Cazabon	ON	D-1	9.2	8.233	8	9.3	7.200	11	9.8	8.033	10	9.5	8.666	8	8.8	7.000	11	9.8	8.266	6	56.4	47.398	8
			D-2	9.6	8.660	11	6.7	5.133	13T	8.4	6.866	11	9.6	8.866	5T	9.4	6.833	13	9.2	8.366	7	52.9	44.724	12
			Total	18.8	16.893	9	16.0	12.333	13	18.2	14.899	13	19.1	17.532	7	18.2	13.833	11	19.0	16.632	5	109.3	92.122	10
321	Cody Adam	BC	D-1	9.8	7.866	11	8.6	6.766	13	9.8	7.900	11	9.3	8.366	11	8.8	5.133	12	9.8	7.766	8	56.1	43.797	12
			D-2	9.0	7.766	13	7.8	5.400	12	8.8	7.300	9	9.8	9.033	3	9.4	8.433	5	9.2	8.033	10	54.0	45.965	11
			Total	18.8	15.632	12	16.4	12.166	14	18.6	15.200	11	19.1	17.399	8	18.2	13.566	12	19.0	15.799	10	110.1	89.762	11
318	Christian Nuttall	AB	D-1	9.7	7.966	10	9.4	7.466	9	9.4	7.433	14	9.3	7.966	13	10.0	7.033	10	6.7	3.266	13	54.5	41.130	13
			D-2	9.8	8.866	9	8.4	6.166	11	9.4	8.033	6	9.5	8.466	9T	9.8	8.200	6	9.6	8.833	2	56.5	48.564	8
			Total	19.5	16.832	10	17.8	13.632	10	18.8	15.466	9	18.8	16.432	12	19.8	15.233	10	16.3	12.099	13	111.0	89.694	12

320	Austin Scruggs	AB	D-1	9.2	7.633	12	9.8	7.666	7T	9.8	8.200	8	9.3	8.700	7	8.0	5.000	13	9.8	7.833	7	55.9	45.032	11		
			D-2	9.8	8.933	7T	7.9	5.133	13T	8.8	6.666	13	9.5	8.233	12	9.1	7.133	12	9.6	8.433	5	54.7	44.531	13		
			Total	19.0	16.566	11	17.7	12.799	11	18.6	14.866	14	18.8	16.933	11	17.1	12.133	13	19.4	16.266	7	110.6	89.563	13		
324	Dujon Holness	ON	D-1		~		9.0	6.900	12	10.0	8.966	3		~			~			~		19.0	15.866	14		
			D-2		0.000	14	9.7	7.333	9	9.8	8.533	2		0.000	14		~		0.000	14		~		19.5	15.866	14
			Total		~		18.7	14.233	9	19.8	17.499	2		~			~			~		~		38.5	31.732	14