







# Provincial Men's Qualifier 1 - 2010

## Meet Results Men - P2 10-12A







1/30/2010 - 1/31/2010

| Rank | Num | Name              | Gym              |  |  |  |  |  |  | AA          |
|------|-----|-------------------|------------------|---|---|---|---|---|---|-------------|
| 1    | 216 | JASON BRUCE       | Futures          | A: 9.700<br>B: 8.266<br>ND: 0.100<br>Final: 8.366<br>Place: 8                     | 9.700<br>8.866<br>_____<br>8.866<br>5   | 9.500<br>8.233<br>0.100<br>_____<br>8.333<br>3                                      | 9.500<br>9.000<br>_____<br>9.000<br>6   | 9.700<br>8.950<br>0.100<br>_____<br>9.050<br>1                                      | 9.500<br>9.250<br>0.100<br>_____<br>9.350<br>1                                      | 52.965<br>1 |
| 2    | 218 | SAMUEL CIRONE     | Durham           | A: 9.500<br>B: 8.500<br>ND: 0.100<br>Final: 8.600<br>Place: 6                     | 9.500<br>8.466<br>_____<br>8.466<br>8   | 9.500<br>8.333<br>0.100<br>_____<br>8.433<br>2                                      | 9.600<br>9.200<br>0.100<br>_____<br>9.300<br>3T                                     | 9.700<br>8.850<br>0.100<br>_____<br>8.950<br>2                                      | 9.500<br>8.500<br>0.100<br>_____<br>8.600<br>5T                                     | 52.349<br>2 |
| 3    | 214 | STEFAN KALNIEV    | TGI              | A: 9.700<br>B: 8.000<br>ND: 0.100<br>Final: 8.100<br>Place: 9T                    | 9.700<br>9.133<br>_____<br>9.133<br>1   | 9.500<br>8.633<br>0.100<br>_____<br>8.733<br>1                                      | 9.600<br>9.300<br>_____<br>9.300<br>3T  | 9.500<br>7.450<br>_____<br>7.450<br>9   | 9.500<br>9.000<br>_____<br>9.000<br>2   | 51.716<br>3 |
| 4    | 215 | STEVEN WOOLLEY    | Oakville         | A: 9.700<br>B: 8.400<br>ND: 0.100<br>Final: 8.500<br>Place: 7                     | 9.700<br>8.800<br>_____<br>8.800<br>6   | 9.500<br>7.933<br>0.100<br>_____<br>8.033<br>6                                      | 9.600<br>9.300<br>0.100<br>_____<br>9.400<br>2                                      | 9.500<br>7.650<br>0.100<br>_____<br>7.750<br>7                                      | 9.500<br>8.400<br>0.100<br>_____<br>8.500<br>8                                      | 50.983<br>4 |
| 5    | 221 | JACK GORDON       | Ottawa           | A: 9.500<br>B: 8.100<br>ND: _____<br>Final: 8.100<br>Place: 9T                    | 9.800<br>9.033<br>_____<br>9.033<br>2   | 9.500<br>8.166<br>0.100<br>_____<br>8.266<br>5                                      | 9.500<br>8.950<br>_____<br>8.950<br>7*  | 9.500<br>7.650<br>_____<br>7.650<br>8   | 9.500<br>8.900<br>_____<br>8.900<br>3   | 50.899<br>5 |
| 6    | 219 | ANDREW SHEEHAN    | Oakville         | A: 9.700<br>B: 8.833<br>ND: 0.100<br>Final: 8.933<br>Place: 1                     | 9.700<br>8.700<br>_____<br>8.700<br>7   | 8.500<br>7.566<br>0.100<br>_____<br>7.666<br>7                                      | 9.600<br>9.400<br>0.100<br>_____<br>9.500<br>1                                      | 9.500<br>6.400<br>0.100<br>_____<br>6.500<br>11                                     | 9.900<br>8.650<br>0.100<br>_____<br>8.750<br>4                                      | 50.049<br>6 |
| 7    | 217 | NATHAN GRAFF-ROWE | KW               | A: 9.700<br>B: 8.633<br>ND: 0.100<br>Final: 8.733<br>Place: 2T                    | 9.800<br>8.966<br>_____<br>8.966<br>3   | 7.500<br>6.200<br>_____<br>6.200<br>10  | 9.500<br>8.950<br>_____<br>8.950<br>7*  | 8.700<br>8.000<br>0.100<br>_____<br>8.100<br>4                                      | 9.500<br>8.600<br>_____<br>8.600<br>5T  | 49.549<br>7 |
| 8    | 213 | GRIFFIN STACEY    | National Capital | A: 9.700<br>B: 8.566<br>ND: 0.100<br>Final: 8.666<br>Place: 5                     | 9.800<br>8.833<br>0.100<br>_____<br>8.933<br>4                                    | 9.500<br>8.300<br>_____<br>8.300<br>4   | 9.500<br>8.500<br>_____<br>8.500<br>10  | 9.500<br>8.300<br>_____<br>8.300<br>3   | 8.000<br>6.700<br>0.100<br>_____<br>6.800<br>12                                     | 49.499<br>8 |
| 9    | 222 | KARI SAKKI        | Sudbury Laurels  | A: 9.500<br>B: 8.600<br>ND: 0.100<br>Final: 8.700<br>Place: 4                     | 9.500<br>7.633<br>0.100<br>_____<br>7.733<br>10                                   | 9.500<br>7.200<br>0.100<br>_____<br>7.300<br>8                                      | 9.500<br>8.350<br>_____<br>8.350<br>11  | 9.500<br>8.000<br>_____<br>8.000<br>5   | 9.500<br>8.350<br>_____<br>8.350<br>10  | 48.433<br>9 |

# Provincial Men's Qualifier 1 - 2010

## Meet Results Men - P2 10-12A

1/30/2010 - 1/31/2010

| Rank | Num | Name                | Gym       |  |  |  |  |  |  | AA     |
|------|-----|---------------------|-----------|---|---|---|---|---|---|--------|
| 10   | 223 | JOHN FRANCAVILLA    | TGI       | A: 9.500  | 8.000   | 9.000   | 9.600   | 9.500   | 9.500   |        |
|      |     |                     |           | B: 8.066  | 6.366   | 6.866   | 9.200   | 7.900   | 8.450   |        |
|      |     |                     |           | ND: .   | .   | .   | .   | .   | 0.100   |        |
|      |     |                     |           | Final: 8.066  | 6.366   | 6.866   | 9.200   | 7.900   | 8.550   | 46.948 |
|      |     |                     |           | Place: 11   | 12  | 9   | 5   | 6   | 7   | 10     |
| 11   | 220 | ARRYN JACKLE SPRIGG | Ottawa    | A: 9.700  | 9.500   | 8.000   | 9.500   | 9.500   | 9.500   |        |
|      |     |                     |           | B: 8.633  | 7.933   | 5.466   | 8.900   | 7.300   | 8.400   |        |
|      |     |                     |           | ND: 0.100   | .   | 0.100   | .   | .   | .   |        |
|      |     |                     |           | Final: 8.733  | 7.933   | 5.566   | 8.900   | 7.300   | 8.400   | 46.832 |
|      |     |                     |           | Place: 2T   | 9   | 12  | 9   | 10  | 9   | 11     |
| 12   | 212 | JAKOB KAZAN-BAIGRIE | East York | A: 9.700  | 9.500   | 8.500   | 9.500   | 8.500   | 9.500   |        |
|      |     |                     |           | B: 7.533  | 7.033   | 6.166   | 8.300   | 5.150   | 7.700   |        |
|      |     |                     |           | ND: .   | 0.100   | .   | .   | .   | 0.100   |        |
|      |     |                     |           | Final: 7.533  | 7.133   | 6.166   | 8.300   | 5.150   | 7.800   | 42.082 |
|      |     |                     |           | Place: 12   | 11  | 11  | 12  | 12  | 11  | 12     |